

Bonus Culture:

Competitive Pay, Screening, and Multitasking

Roland Bénabou¹ and Jean Tirole^{2 3}

First version: April 2012

This version: May 2014

¹Princeton University, CIFAR, NBER, CEPR, and IZA.

²Toulouse School of Economics and IAST

³We thank Daron Acemoglu, Sylvain Chassang, Wouter Dessein, Xavier Gabaix, Thomas Mariotti, Wolfgang Pesendorfer, Canice Prendergast, David Sraer, Lars Stole, Michael Waldmann, Glen Weyl, Phil Reny (the editor), three referees and participants in conferences and seminars at Maastricht University, TSE-IAST, CEPR, the NBER Summer Institute, Princeton University, Columbia GSB, Berkeley GSB, Chicago GSB, the Institute for Advanced Study, CIFAR, Yale University, the Econometric Society Winter Meetings, and the Association Française de Sciences Economiques for helpful comments. Both authors gratefully acknowledge financial support from the ERC programme grant FP7/2007-2013 No. 249429, “Cognition and Decision-Making: Laws, Norms and Contracts”. Bénabou also gratefully acknowledges support from the Canadian Institute for Advanced Research, and both hospitality and support from the Institute for Advances Studies in Toulouse during the academic year 2011-2012. Tirole also gratefully acknowledges support from the Center on Sustainable Finance and Responsible Investment (“Chaire Finance Durable et Investissement Responsable”) at IDEI-R. Doron Ravid and Juha Tolvanen provided superb research assistance.

Abstract

To analyze the impact of labor market competition on the structure of compensation, we embed multitasking and screening within a Hotelling framework. Competition for talent leads to an escalation of performance pay, shifting effort away from long-term investments, risk management and cooperation. Efficiency losses can exceed those from a single principal, who dulls incentives to extract rents. As competition intensifies, monopsonistic underincentivization of low-skill agents first decreases, then gives way to growing overincentivization of high-skill ones. Aggregate welfare is thus hill-shaped, while inequality tends to rise monotonically. Bonus caps can help restore balance in incentives, but may generate other distortions.

Keywords: incentives, performance pay, bonuses, executive compensation, inequality, multitask, contracts, screening, adverse selection, moral hazard, work ethic, Hotelling, competition.

JEL Classification: D31, D82, D86, J31, J33, L13, M12

1 Introduction

Recent years have seen a literal explosion of pay, both in levels and in differentials, at the top echelons of many occupations. Large bonuses and salaries are needed, it is typically said, to retain “talent” and “top performers” in finance, corporations, medicine, academia, as well as to incentivize them to perform to the best of their high abilities. Paradoxically, this trend has been accompanied by mounting revelations of poor actual performance, severe moral hazard and even outright fraud in those same sectors. Oftentimes these behaviors impose negative spillovers on the rest of society (e.g., bank bailouts), but even when not, the firms involved themselves ultimately suffer: large trading losses, declines in stock value, loss of reputation and consumer goodwill, regulatory fines and legal liabilities, or even bankruptcy.

This paper proposes a resolution of the puzzle, by showing how competition for the most productive workers can interact with the incentive structure inside firms to undermine work ethics—the extent to which agents “do the right thing” beyond what their material self-interest commands. More generally, the underlying idea is that highly competitive labor markets make it difficult for employers to strike the proper balance between the benefits and costs of high-powered incentives. The result is a “bonus culture” that takes over the workplace, generating distorted decisions and significant efficiency losses, particularly in the long run. To make this point we develop a model that combines multitasking, screening and imperfect competition, making a methodological contribution in the process.

Inside each firm, agents perform both a task that is easily measured (sales, output, trading profits, billable medical procedures) and one that is not and therefore involves an element of public-goods provision (intangible investments affecting long-run value, financial or legal risk-taking, cooperation among individuals or divisions). Agents potentially differ in their productivity for the rewardable task and in their intrinsic willingness to provide the unrewarded one—their work ethic. When types are observable, the standard result applies: principals set relatively low-powered incentives that optimally balance workers’ effort allocation; competition then only affects the size of fixed compensation. Things change fundamentally when skill levels are unobservable, leading firms to offer contracts designed to screen different types of workers. A single principal (monopsonist, collusive industry) sets the power of incentives even lower than the social optimum, so as to extract rents from the more productive agents. Labor-market competition, however, introduces a new role for performance pay: because it is differentially attractive to more productive workers, it also serves as a device which firms use to attract or retain these types. Focusing first on the limiting case of perfect competition, we show that the degree of incentivization is always above the social optimum, and identify a simple condition under which the resulting distortion exceeds that occurring under monopsony. Competitive bidding for talent is thus destructive of work ethics, and ultimately welfare-reducing.

We then develop a Hotelling-like variant of competitive screening to analyze the equilibrium contracts under arbitrary degrees of imperfect competition. In the standard Hotelling model, the transport-cost or taste parameter simultaneously affects competition within the market and the

attractiveness of the outside option. To isolate the pure effect of competitiveness, we introduce an intuitive but novel modelling device that disentangles cross-brand from cross-market substitution opportunities. This “full-spectrum” Hotelling model provides a simple, one-parameter family of rivalry contexts ranging from perfect competition to complete monopoly. Embedding the multitask adverse-selection problem into this framework, we show that as mobility costs (or horizontal differentiation) decline, the monopsonistic underincentivization of low-skill agents gradually decreases, then at some point gives way to a growing overincentivization of high-skill ones. Aggregate welfare is thus hill-shaped with respect to competition, while comprehensive measures of inequality (gaps in utility or total earnings) tend to rise monotonically.

When agents can acquire skills, the distribution of types becomes endogenous. Greater competition spurs human-capital investments by protecting them from the hold-up problem, but simultaneously reduces the positive externalities they have on firms’ profits, which vanish in the limit. The result that an intermediate level of competition is optimal is therefore robust to this ex-ante perspective. Turning to policy implications, we show that a cap on bonuses can restore balance in agents’ incentives, and even re-establish the first best, as long as it does not induce employers to switch to some alternative “currency” to screen employees. When it does, however, the displacement of screening to a less efficient dimension makes regulation of either bonuses or total compensation welfare-reducing.

In our baseline model, one task is unobservable or noncontractible, and thus performed solely out of intrinsic motivation. This (standard) specification of the multitask problem is convenient, but inessential for the main results. We thus extend the analysis to the case where performance in both tasks is measurable and hence rewarded, but noisy, which limits the power of incentives –e.g., yearly bonuses and deferred compensation– given to risk averse agents. This not only demonstrates robustness (no reliance on intrinsic motivation) but also yields a new set of results that bring to light how the distorted incentive structure under competition (or monopsony) and the resulting misallocation of effort are shaped by the measurement noise in each task, agents’ comparative advantage across them, and risk aversion.

Finally, we contrast our main analysis of competition for talent with the polar case where agents have the same productivity in the measurable task but differ in their ethical motivation for the unmeasurable one. In this case, competition is shown to be either beneficial (reducing the overincentivization which a monopsonist uses to extract rent, but never causing underincentivization), or neutral –as occurs in a variant of the model where ethical motivation generates positive spillovers inside the firm instead of private benefits for the agent.

The paper relates to four broad theoretical literatures: adverse selection, multitasking, managerial compensation, and intrinsic motivation. We defer this discussion to Section 8, where connections and differences will be clearer in light of the formal model. The rest of Section 1 discusses instead the empirical evidence linking competition, performance pay, moral hazard and income inequality. Section 2 presents the basic model, Section 3 compares the outcomes under monopsony and perfect competition, and Section 4 analyses the full imperfectly competitive spectrum. Section 5 examines the effects of pay regulation. Section 6 allows both tasks to be observable, while Section 7 considers

heterogeneity in motivation rather than ability. Section 8 concludes. The main proofs are gathered in Appendices A and B, more technical ones in online Appendices C and D.

1.1 Evidence

- *Managerial compensation.* While our paper is not specifically about executive pay, this is an important application of the model. The literature on managerial compensation is usually seen as organized along two contrasting lines (see, e.g., Frydman and Jenter (2010) for a recent survey). On one hand is the view that high executive rewards reflect a high demand for rare skills (Rosen 1981) and the efficient workings of a competitive market allocating talent to where it is most productive, for instance to manage larger firms (Gabaix and Landier 2008, Edmans et al. 2009). Rising pay at the top is then simply the appropriate price response to market trends favoring the best workers: skilled-biased technical change, improvements in monitoring, growth in the size of firms, entry or decreases in mobility costs.

On the other side is the view that the level and structure of managerial compensation reflect instead significant market failures. For instance, indolent or captured boards may grant top executives pay packages far in excess of their marginal product (Bertrand and Mullainathan 2001, Bebchuk and Fried 2004, Piketty et al. 2014). Alternatively, managers are given incentive schemes that do maximize profits but impose significant negative externalities on the rest of society by inducing excessive short-termism and risk-taking at the expense of consumers, depositors or taxpayers –public bailouts and environmental cleanups, tax arbitrage, etc. (e.g., Bolton et al. 2006, Besley and Ghatak 2011). In particular, private returns in the finance industry are often argued to exceed social returns (Baumol 1990, Philippon and Reshef 2012).

Our paper takes on board the first view’s premise that pay levels and differentials largely reflect market returns to both talent and measured performance, magnified in recent decades by technical change and increased mobility. At the same time, and closer in that to the second view, we show that this very same escalation of performance-based pay can be the source of severe distortions and long-run welfare losses in the sectors where it occurs –even absent any externalities on the rest of society, and a fortiori in their presence.¹

- *Performance pay and competition for talent.* Although bankers’ bonuses and CEO pay packages attract the most attention, the parallel rise in incentive pay and earnings inequality is a much broader, economy-wide phenomenon, as established by Lemieux et al. (2009). Between the late 1970’s and the 1990’s, the fraction of jobs paid based on performance rose from 38% to 45%, and for salaried workers from 45% to 60%. Further compounding the direct impact on inequality is the fact that the returns to skills, both observable (education, experience, job tenure) and unobservable, are much higher in such jobs. This last finding also suggests that different compensation structures may

¹Our theory is thus immune to the main arguments put forward by proponents of the efficient-pay hypothesis, namely that: (i) realized compensation seems highly related to firm stock performance (Kaplan and Rauh 2010, Fahlenbrach and Stulz 2011); (ii) the “say-on-pay” requirement of the Dodd-Franck Act seems to have had little effect on executive pay, with most companies compensation decisions receiving support from the general assembly.

play an important sorting role.² Lemieux et al. calculate that the interaction of structural change and differential returns accounts for 21% of the growth in the variance of male log-wages over the period, and for 100% (or even more) above the 80th percentile. The United Kingdom saw similar trends in the use of incentive pay, its skewness across hierarchical levels and its major contribution to rising income inequality. The fraction of establishments using some form of performance pay thus rose from 41% in 1984 to 55% in 2004 (Bloom and Van Reenen 2010). For the top 1% earners, bonuses went from 26% of compensation in 2002 to 45% in 2008, and accounted for the entire gain in their share of the total wage bill (from 7.4 to 8.9%; Bell and Van Reenen 2013).

The source of escalation in incentive pay in our model is increased competition for the best workers, and this also fits well with the evidence on managerial compensation in advanced countries. In a long-term study (1936-2003) of the market for top US executives, Frydman (2007) documents a major shift, starting in the 1970's and sharply accelerating since the late 1980's, from firm-specific skills to more general managerial ones –e.g., from engineering degrees to MBA's. In addition, there has been a concomitant rise in the diversity of sectoral experiences acquired over the course of a typical career. Frydman argues that these decreases in mobility costs have intensified competition for managerial skills and shows that, consistent with this view, executives with higher general (multipurpose) human capital received higher compensation and were also the most likely to switch companies. Using panel data on the 500 largest firms in Germany over 1977-2009, Fabbri and Marin (2011) show that domestic and (to a lesser extent) global competition for managers has contributed significantly to the rise of executive pay in that country, particularly in the banking sector.

Our theory is based on competition not simply bidding up the level of compensation at the top, but also significantly altering its structure toward high-powered incentives, with a resulting shift in the mix of tasks performed toward more easily quantifiable and short-term-oriented ones. This seems to be precisely what occurred on Wall Street as market-based compensation spread from the emerging alternative-assets industry to the rest of the financial world:

“Talent quickly migrated from investment banks to hedge funds and private equity. Investment banks, accustomed to attracting the most-talented executives in the world and paying them handsomely, found themselves losing their best people (and their best MBA recruits) to higher-paid and, for many, more interesting jobs... Observing the remarkable compensation in alternative assets, sensing a significant business opportunity, and having to fight for talent with this emergent industry led banks to venture into proprietary activities in unprecedented ways. From 1998 to 2006 principal and proprietary trading at major investment banks grew from below 20% of revenues to 45%. In a 2006 Investment Dealers' Digest article... one former Morgan Stanley executive said... that extravagant hedge fund compensation –widely envied on Wall Street, according to many bankers– was putting upward pressure on investment banking pay, and

²Consistent with this view and with our modelling premise that performance incentives affect not only moral hazard (e.g. Bandiera et al. 2007, Shearer 2004) but also selection, Lazear's (2000) study of Safelite Glass Company found that half of the 44% productivity increase reaped when the company replaced the hourly wage system by a piece rate was due to in- and out-selection effects.

that some prop desks were even beginning to give traders "carry." Banks bought hedge funds and private equity funds and launched their own funds, creating new levels of risk within systemically important institutions and new conflicts of interest. By 2007 the transformation of Wall Street was complete. Faced with fierce new rivals for business and talent, investment banks turned into risk takers that compensated their best and brightest with contracts embodying the essence of financial-markets-based compensation." (Desai 2012, *The Incentive Bubble*).

In France, rising returns to talent account for the entire increase in the finance-sector wage premium (from 8% in 1983 to 30% in 2011) among graduates of top engineering schools, as shown by Célérier and Vallée (2014). In all sectors greater talent is also associated with a higher share of variable pay, and the more so where the average return to talent is high, pointing to a strong link between incentivization and competition for the best employees. Similar transformations have occurred in the medical world with the rise of for-profit hospital chains in the United States: Gawande (2009) documents the escalation of compensation driven by the overuse of revenue-generating tests and surgeries, with parallel declines in preventive care and coordination on cases between specialists, increases in costs and worse patient outcomes.

Further evidence comes from studies linking changes in the structure of pay to competitiveness shocks originating in, or simultaneously affecting, the product market. Whereas earlier theoretical models of how product market competition affects managerial incentives yielded ambiguous answers, the data convey a very clear message. Across a variety of countries, industries, sectors and hierarchical levels, exogenous decreases in barriers to competition consistently lead to significant increases in the fraction of pay that is variable and explicitly linked to performance. Moreover, and importantly for our argument, much of the effect arises through induced competition for talent in the labor market.

Using a large panel of UK workers, Guadalupe (2007) shows that the 1992 EMS Single Market Program (forcing a lowering of non-tariff trade barriers) and the 1996 appreciation of the British Pound (by 20%) both increased within-industry returns to skills, in proportion to each sector's exposure to the competitiveness shock. Studying the compensation of U.S. executives, Cuñat and Guadalupe (2009) show that import penetration of their industry (instrumented with exchange rates and tariffs) increases the sensitivity of pay to company performance, while reducing the fixed component. It also widens pay differentials between hierarchical levels, and specifically raises the return to talent, thus showing that firms exposed to greater foreign competition seek to hire more talented executives. Using multiple measures of intra-industry competition, Karouna (2007) finds the sensitivity of CEO pay to stock price to be positively related to product substitutability and market size, and negatively related to entry costs. Focussing on the U.S. banking and financial sectors and using two major deregulation episodes as instruments, Cuñat and Guadalupe (2008) find in both cases that competition increased variable pay and in its performance sensitivity while fixed compensation fell, another prediction of our model.³

³Focusing on a very different industry, Lo, Gosh and Lafontaine (2011) survey 1,500 sales managers of large US

Many of these shocks and reforms simultaneously affect an industry’s good and skilled-labor markets. For instance, allowing interstate banking intensifies competition not only for deposits and loans, but also for the managerial skills required to operate a branch or regional headquarters, buy out and restructure in-state banks, etc. The same is true when entry costs fall or the size of the market expands, and when foreign firms take advantage of a trade liberalization or currency appreciation to set up and staff distribution networks, dealerships and subsidiaries in a country where they did not previously operate.

- *Rising performance pay and declining work ethics.* By their very nature, illegal and unethical behaviors are difficult to observe. Nonetheless, a number of recent studies and audit reports provide strong evidence confirming the widespread perception of declining workplace ethics and rising malfeasance. Dyck et al. (2013) infer the prevalence of corporate fraud by exploiting the fact that, subsequent to the demise of Arthur Andersen in 2001, firms that had used their services were forced to bring in new auditors, who systematically “cleaned house” where problems had remained hidden. The average publicly traded corporation is estimated to have a 14.5% probability of engaging in fraud in any given year, with a sharp rise during the boom years of 1996 to 2002 and a decline following the crash of the internet bubble (2002 to 2004).

In banking and finance, the rise of a nefarious “bonus culture” comes out clearly in the surveys commissioned by the securities-law firm Labaton Sucharow (2012, 2013) among employees of the U.S. and U.K. financial-services industries.⁴ In 2013, 29% of respondents believed that the “rules may have to be broken in order to be successful”, and 24% deemed it likely that staff in their company had engaged in illegal or unethical activity; these figures were up by 17 and 14 percentage points respectively over the 2012 survey. Most indicative of a profound, long-term regime shift, according to both measures the proportion of “cynics” among younger employees (less than 10 years of experience) was more than double that of veterans (more than 20 years).⁵ Asked whether they, personally, would be likely to “engage in insider trading to make \$10 million if there was no chance of getting arrested,” 24% of the 2013 respondents (up 9% from 2012) answered in the affirmative, with an enormous gap by tenure (38% versus 9%) pointing again to a landslide change in culture. As to contributing causes, finally, 26% of the financial-services professionals interviewed believed that the “compensation plans or bonus structures in place at their companies incentivized employees to compromise ethical standards or violate the law”, with again a major increase between older and recent cohorts (31% versus 21%).

Similar conclusions about perverse incentives and their relation to talent wars were drawn in the Salz Review (2013), an independent audit of Barclays’ business practices commissioned by its board following a series of misdeeds (culminating with the LIBOR scandal) for which the company was forced to pay several hundred million dollars in fines:

manufacturing firms about the pay structure, job and individual characteristics of the sales representatives they supervise. High-ability salespeople are more likely to work in firms that offer a higher incentive rate, and greater product market competition is associated with more performance-based pay.

⁴For a general discussion of rising misbehavior and potential reforms of the banking industry, see Bolton (2013).

⁵Respectively, 36% versus 18%, and 35% versus 16%.

“There was an over-emphasis on short-term financial performance, reinforced by remuneration systems that tended to reward revenue generation rather than serving the interests of customers and clients” ... (§2.19, p. 7). “Most but not all of the pay issues concern the investment bank. To some extent, they reflect the inevitable consequences of determinedly building that business – by hiring the best talent in a highly competitive international market (and during a bubble period) – into one of the leading investment banks in the world” (§2.29, p. 9).

Recommendations for reforms followed accordingly:

“In all recruiting, but particularly for senior managers, Barclays’ should look beyond a candidate’s financial performance, and include a rigorous assessment of their fit with Barclays’ values and culture. Barclays should supplement this with induction programmes that reinforce the values and standards to which the bank is committed (§19, p. 16)... Barclays’ approach to reward should be much more broadly based than pay, recognizing the role of non-financial incentives wherever possible” (§21, p.16).

In a very different but also increasingly competitive field, namely scientific research, the number of article retractions from journals listed in the Web of Science increased ten-fold between 1977 and 2010, while total articles published grew only by 44% (Van Noorden 2011). The fraction of retractions due to fraud was estimated at about 50%. In more detailed studies focussing on the biomedical and life sciences, Steen (2014) and Fang et al. (2012) found that misconduct accounted for 75% of retractions for which a cause could be determined. Most importantly, the share specifically due to “falsification or fabrication of results” has grown considerably faster than those due “plagiarism or self-plagiarism” (where better detection tools have recently become available) and “scientific error”, indicating that the explosive rise in article retractions does not simply reflect greater scrutiny by editors and readers.⁶

2 Model

2.1 Agents

- *Preferences.* A unit continuum of agents (workers) engage in two activities A and B , exerting efforts $(a, b) \in \mathbb{R}_+^2$ respectively:

- Activity A is one in which individual contributions are not (easily) measurable and thus cannot be part of a formal compensation scheme: long-term investments enhancing the firm’s value, avoiding excessive risks and liabilities, cooperation, teamwork, etc. An agent’s contribution to A is then driven entirely by his intrinsic motivation, va , linear in the effort a exerted in this task. In addition to a genuine preference to “do the right thing” (e.g., an aversion to ripping

⁶Reinforcing this conclusion are the facts that: (i) time to retraction has actually increased rather than decreased; (ii) it is only very weakly correlated with a journal’s impact factor, whereas the proportion of retractions due to documented fraud is strongly correlated with it. The rise of high-powered (even winner-take-all) incentives for researchers is put forward by all three studies as a key contributing factor in these developments.

off shareholders or customers, selling harmful products, teaching shoddily, etc.), v can also reflect social and self-image concerns such as fear of stigma, an executive’s concern for his “legacy”, or outside incentives not controlled by the firm, such as the risk of personal legal liability.⁷

– Activity B , by contrast, is measurable and therefore contractible: individual output, sales, short-term revenue, etc. When exerting effort b , a worker’s productivity is $\theta + b$, where θ is a talent parameter, privately known to each agent.⁸

The total effort cost $C(a, b)$ is strictly increasing and strictly convex in (a, b) , with $C_{ab} > 0$ unless otherwise noted, meaning that the two activities are substitutes. A particularly convenient specification is the quadratic one, $C(a, b) = a^2/2 + b^2/2 + \gamma ab$, with $0 < \gamma < 1$, as it allows for simple and explicit analytical solutions to the whole model.⁹ These are given in Appendix A, whereas in the text we shall maintain a general cost function, except where needed to obtain further results.

We assume an affine compensation scheme with incentive power or bonus rate y and fixed wage z , so that total compensation is $(\theta + b)y + z$.¹⁰ Agents have quasi-linear preferences

$$U(a, b; \theta, y, z) = va + (\theta + b)y + z - C(a, b). \quad (1)$$

• *Types.* To emphasize the roles of heterogeneity in v and θ , respectively, we shall focus on two polar cases. Here and throughout Section 6, agents differ only in their productivities. Thus $\theta \in \{\theta_L, \theta_H\}$, with respective probabilities $(q_L, 1 - q_L = q_H)$ and $\Delta\theta \equiv \theta_H - \theta_L > 0$. In Section 7, conversely, we shall consider agents who differ only in their intrinsic motivations v for task A .

• *Effort allocation.* When facing compensation scheme (y, z) , the agent chooses efforts $a(y)$ and $b(y)$ so as to maximize (1), leading to the first-order conditions $\partial C/\partial a = v$, $\partial C/\partial b = y$. Our assumptions on the cost function imply that increasing the power of the incentive scheme raises effort in the measured task and decreases it in the unobserved one: $da/dy < 0 < db/dy$. It will prove convenient to decompose the agent’s utility into an “allocative” term, $u(y)$, which depends on the endogenous efforts, and a “redistributive” one, $\theta y + z$, which does not:

$$U(y; \theta, z) \equiv U(a(y), b(y); \theta, y, z) = u(y) + \theta y + z, \quad (2)$$

where

$$u(y) \equiv va(y) + yb(y) - C(a(y), b(y)). \quad (3)$$

⁷Such preferences leading agents to provide some level of unrewarded effort were part of Milgrom and Holmström’s original multitasking model (1991, Section 3). They make the analysis most tractable, while Section 6 extends it to the case where both tasks are incentivized but A is measured with more noise than B or/and less discriminating of worker talent. For recent analyzes of intrinsic motivation and social norms see, e.g., Bénabou and Tirole (2003, 2006) and Besley and Ghatak (2005, 2006). On employees’ loyalty and identification to their firm, see Akerlof and Kranton (2005) and Ramalingam and Rauh (2010).

⁸The additive form of talent heterogeneity is chosen for analytical simplicity, as it implies that the first-best power of incentive is type-independent. Qualitatively similar results would obtain with the multiplicative form $b\theta$, as long as type heterogeneity in θ is not so high that the first-best set of contracts becomes incentive-compatible.

⁹The model also works when the two tasks are complements, $C_{ab} < 0$ (e.g., $-1 < \gamma < 0$) but the results in this case are less interesting, e.g., competition is now, predictably, always more efficient than monopsony.

¹⁰Unrestricted nonlinear schemes (as in Laffont and Tirole 1986) yield very similar results; see online Appendix C.

Note that $u'(y) = b(y)$ and $\partial U(y; \theta, z)/\partial y = \theta + b(y)$.

- *Outside opportunities.* We assume that any agent can obtain a reservation utility \bar{U} , so that employers must respect the participation constraint:

$$U(y; \theta, z) = u(y) + \theta y + z \geq \bar{U}. \quad (4)$$

The type-independence of the outside option is a polar case that will help highlight the effects of competition *inside* the labor market. Thus, under monopsony every one has reservation utility equal to \bar{U} , whereas with competition reservation utilities become endogenous and type-dependent.¹¹

2.2 Firm(s)

A worker of ability θ exerting efforts (a, b) generates a gross revenue $Aa + B(\theta + b)$ for his employer. Employing such an agent under contract (y, z) thus results in a net profit of

$$\Pi(\theta, y, z) = \pi(y) + (B - y)\theta - z, \quad (5)$$

where

$$\pi(y) \equiv Aa(y) + (B - y)b(y). \quad (6)$$

represents the allocative component and $(B - y)\theta - z$ a purely redistributive one.

2.3 Social Welfare

In order to better highlight the mechanism at work in the model, we take as our measure of social welfare the sum of workers' and employers' payoffs, thus abstracting from any externalities on the rest of society.¹² Again, it will prove convenient to decompose it into an allocative part, $w(y)$, and a surplus, $B\theta$, that is independent of the compensation scheme (the transfer $(\theta + b)y + z$ nets out):

$$W(\theta, y) \equiv U(a(y), b(y); \theta, y, z) + \Pi(\theta, y, z) = w(y) + B\theta, \quad (7)$$

where

$$w(y) \equiv u(y) + \pi(y) = (A + v)a(y) + Bb(y) - C(a(y), b(y)). \quad (8)$$

Using the envelope theorem for the worker, $u'(y) = b(y)$, we have:

$$w'(y) = Aa'(y) + (B - y)b'(y). \quad (9)$$

¹¹We make the usual assumption that when a worker is indifferent between an employer's offer and his reservation utility he chooses the former. We also assume that \bar{U} is high enough that $z \geq 0$ in equilibrium (under any degree of competition), but not so large that hiring some worker type is unprofitable (see Appendix D for the exact conditions).

¹²For instance, we can think of firms' output as being sold on a perfectly competitive product market. It is, however, very easy to incorporate social spillovers into the analysis, as we explain below.

We take w to be strictly concave, with a maximum at $y^* < B$ given by

$$w'(y^*) = Aa'(y^*) + (B - y^*)b'(y^*) = 0 \quad (10)$$

and generating enough surplus that even low types can be profitably employed, namely

$$w(y^*) + \theta_L B > \bar{U}. \quad (11)$$

In cases where (underprovision of) the “ethical” activity a also has spillovers on the rest of society –be they technological (pollution), pecuniary (imperfect competition in the product market) or fiscal (cost of government bailouts, taxes or subsidies)– total social welfare becomes $w(y) + e \cdot a(y)$, where e is the per-unit externality. Clearly, this will only strengthen our main results about the competitive overincentivization of the other activity, b .

3 Competing for Talent:

Throughout most of the paper (except for Section 7), v is known while $\theta \in \{\theta_H, \theta_L\}$ is private information, with mean $\bar{\theta} \equiv q_L \theta_L + q_H \theta_H$.¹³ We first consider the polar cases of monopsony and perfect competition, which make most salient the basic forces at play, then study the full spectrum of imperfect competition. Before proceeding, it is worth noting that if agents’ types $i = H, L$ were observable, the only impact of market structure would be on the fixed wages z_i , whereas incentives would always remain at the efficient level, $y_i = y^*$.

3.1 Monopsony Employer

A monopsonist (or set of colluding firms) selects a menu of contracts (y_i, z_i) aimed at type $i \in \{L, H\}$. We assume that it wants to attract both types, which, as we will show, is equivalent to q_L exceeding some threshold. The firm thus maximizes expected profit

$$\max_{\{(y_i, z_i)\}_{i=H,L}} \left\{ \sum_{i=H,L} q_i [\pi(y_i) + (B - y_i)\theta_i - z_i] \right\}$$

subject to the incentive constraints

$$u(y_i) + \theta_i y_i + z_i \geq u(y_j) + \theta_i y_j + z_j \quad \text{for all } i, j \in \{H, L\} \quad (12)$$

¹³ Asymmetric information about ability remains a concern even in dynamic settings where performance generates ex-post signals about an agent’s type. First, such signals may be difficult to accurately observe for employers other than the current one, especially given the multi-task nature of production. Second, many factors can cause θ to vary unpredictably over the life-cycle: age (which affect’s people’s abilities and preferences heterogeneously), health shocks, private life issues, news interests and priorities, etc. Finally, different (imperfectly correlated) sets of abilities typically become relevant at different stages of a career –e.g., being a good trader or analyst, devising new securities, bringing in clients, closing deals, managing a division, running and growing an international company, etc.

and the low type's participation constraint, $u(y_L) + \theta_L y_L + z_L \geq \bar{U}$. This program is familiar from the contracting literature. First, the combined incentive constraints yield $(\theta_i - \theta_j)(y_i - y_j) \geq 0$: a more productive agent must receive a higher fraction of his measured output. Second, the low type's participation constraint is binding, and the high type's rent above \bar{U} is given by the extra utility obtained by mimicking the low type: $(\Delta\theta)y_L$. Rewriting profits, the monopsonist solves:

$$\max_{\{(y_i, z_i)\}_{i=H,L}} \left\{ \sum_{i=H,L} q_i [w(y_i) + B\theta_i] - \bar{U} - q_H(\Delta\theta)y_L, \right\}$$

yielding $y_H^m = y^*$ (no distortion at the top) and¹⁴

$$w'(y_L^m) = \frac{q_H}{q_L} \Delta\theta, \quad \text{implying} \quad y_L < y^*. \quad (13)$$

The principal reduces the power of the low-type's incentive scheme, so as to limit the high-type's rent. It is optimal for the firm to hire both types if and only if

$$q_L [w(y_L^m) + B\theta_L - \bar{U}] \geq q_H y_L^m \Delta\theta, \quad (14)$$

meaning that the profits earned on low types exceed the rents abandoned to high types. By (13), the difference of the left- and right-hand sides is increasing in q_L , so the condition is equivalent to $q_L \geq \underline{q}_L$, where \underline{q}_L is defined by equality in (14).

Proposition 1 (monopsony) *Let (14) hold, so that the monopsonist wants to employ both types. Then $y_H^m = y^*$ and $y_L^m < y^*$ is given by $w'(y_L^m) = (q_H/q_L)\Delta\theta$, with corresponding fixed payments $z_H^m = \bar{U} + y_L^m \Delta\theta - u(y^*) - \theta_H y^*$ and $z_L^m = \bar{U} - u(y_L^m) - \theta_L y_L^m$. The resulting welfare loss is equal to*

$$L^m = q_L [w(y^*) - w(y_L^m)]. \quad (15)$$

It increases with $\Delta\theta$, but need not be monotonic in A or B .

Note that since total social welfare is $q_H [w(y_H) + B\theta_H] + q_L [w(y_L) + B\theta_L]$, a mean-preserving increase in the distribution of θ always reduces it, by worsening the informational asymmetry. In contrast, an increase in A (or a decrease in B) has two opposing effects on L^m : (i) it makes any given amount of underincentivization on the B task less costly, as the alternative task A is now more valuable; (ii) the efficient bonus rate y^* given to the high types declines, and to preserve incentive compatibility so must y_L^m , worsening low types' underincentivization. In the quadratic case the two effects cancel out, as shown in Appendix A.

¹⁴To exclude uninteresting corner solutions we shall assume that $w'(0) > q_H \Delta\theta / q_L$. Since later on we shall impose various other upper bounds on q_H , this poses no problem.

3.2 Perfect Competition in the Labor Market

A large number of firms now compete for workers, each offering an incentive-compatible menu of contracts. We first look for a separating competitive allocation, defined as one in which: (i) each worker type chooses a different contract, respectively (y_L, z_L) and (y_H, z_H) for $i = H, L$, with resulting utilities U_L and U_H ; (ii) each of these two contracts makes zero profits, implying in particular the absence of any cross-subsidy. One can then can indifferently think of each firm offering a menu and employing both types of workers, or of different firms specializing in a single type by offering a unique contract. Then, in a second stage, we investigate the conditions under which this allocation is indeed an equilibrium, and even the unique one.

In a separating competitive equilibrium, any contract that operates must make zero profit:

$$\Pi(\theta_H, y_H, z_H) = 0 \iff \pi(y_H) + (B - y_H)\theta_H = z_H, \quad (16)$$

$$\Pi(\theta_L, y_L, z_L) = 0 \iff \pi(y_L) + (B - y_L)\theta_L = z_L, \quad (17)$$

which pins down z_H and z_L . Furthermore, a simple Bertrand-like argument implies that the low type must receive his symmetric-information efficient allocation,¹⁵

$$y_L^c = y^* \quad \text{and} \quad z_L^c = \pi(y^*) + (B - y^*)\theta_L.$$

He should then not benefit from mimicking the high type, nor vice-versa,

$$w(y^*) + B\theta_L \geq u(y_H) + \theta_L y_H + z_H = w(y_H) + B\theta_H - y_H\Delta\theta, \quad (18)$$

$$w(y_H) + B\theta_H \geq w(y^*) + B\theta_L + y^*\Delta\theta, \quad (19)$$

implying in particular that $y_H \geq y^*$. Among all such contracts, the most attractive to the high types is the one involving minimal distortion, namely such that (18) is an equality

$$w(y_H^c) \equiv w(y^*) - (B - y_H^c)\Delta\theta. \quad (20)$$

By strict concavity of w , this equation has a unique solution y_H^c to the right of y^* , satisfying $y^* < y_H^c < B$. The inequality in (19) is then strict, meaning that only the low type's incentive constraint is binding. Note that, as illustrated in Figure I, this is exactly the reverse of what occurred under monopsony.

¹⁵ Absent cross-subsidies, the low type cannot receive more than the total surplus $w(y^*) + \theta_L B$ he generates under symmetric information, or else his employer would make a negative profit. Were he to receive less, conversely, another firm could attract him by offering $(y^*, z_L = z_L^c - \varepsilon)$ for ε small, leading to a profit ε on this type (and an even larger one on any high type who also chose this contract). Low types must thus be offered utility equal to $w(y^*) + \theta_L B$, which only their symmetric-information efficient allocation achieves.

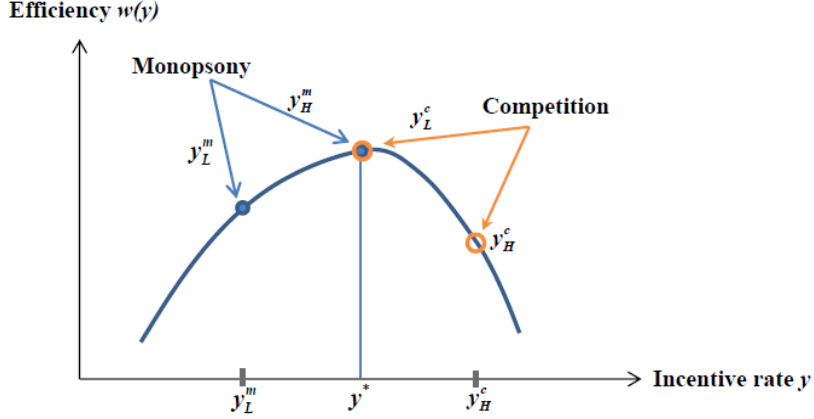


Figure I: Distortions under monopsony and perfect competition

The intuition for this reversal is simple. A firm with monopsony power seeks to capture the rents of its workers, who cannot seek a better deal from a competitor. For the less productive types it achieves this ($U_L = \bar{U}$) through a low enough fixed wage z_L , but for the more productive ones its ability to keep U_H low via z_H is limited by the fact that they could always pretend to be L types, thereby achieving $\bar{U} + y_L \Delta \theta$. To extract rents from the most productive agents, the firm must therefore offer a low rate of variable pay y_L , so as to make this mimicking strategy unappealing. Competing employers, by contrast, seek to attract the workers by offering them *high* rents, U_H ; they cannot increase fixed compensation z_H too much, however, otherwise L types would masquerade as H , achieving utility $U_H - y_H \Delta \theta$. To deter such behavior, firms must compensate high-productivity agents mostly with a high bonus rate y_H , while limiting their fixed pay.

- *Existence and uniqueness.* When is this least-cost separating (LCS) allocation indeed an equilibrium, or the unique equilibrium of the competitive-offer game? The answer, which is reminiscent of Rothschild and Stiglitz (1976), hinges on whether or not a firm could profitably deviate to a contract that achieves greater total surplus by using a cross-subsidy from high to low types to ensure incentive compatibility.

Definition 1 An incentive-compatible allocation $\{(U_i^*, y_i^*)\}_{i=H,L}$ is interim efficient if there exists no other incentive-compatible $\{(U_i, y_i)\}_{i=H,L}$ that:

- (i) Pareto dominates it: $U_H \geq U_H^*$, $U_L \geq U_L^*$, with at least one strict inequality.
- (ii) Makes the employer(s) break even on average: $\sum_i q_i [w(y_i) + \theta_i B - U_i] \geq 0$.

For the LCS allocation to be an equilibrium, it must be interim efficient. Otherwise, there is another menu of contracts that Pareto dominates it, which one can always slightly modify (while preserving incentive-compatibility) so that both types of workers and the employer share in the overall gain; offering such a menu then yields strictly positive profits. The converse result is also true: under interim efficiency there can clearly be no positive-profit deviation that attracts both types of agents, and by a similar type of surplus-sharing argument one can also exclude those that attract a single type. These claims are formally proved in the appendix, where we also show that

when the LCS allocation is interim efficient, it is in fact the unique equilibrium. Furthermore, we identify a simple condition for this to be case:

Lemma 1 *The least-cost separating allocation is interim efficient if and only if*

$$q_H w'(y_H^c) + q_L \Delta\theta \geq 0. \quad (21)$$

This condition holds whenever q_L exceeds some threshold $\tilde{q}_L < 1$.

The intuition is as follows. At the LCS allocation, we saw that the binding incentive constraint is the low type's: $U_L^c = U_H^c - y_H^c \Delta\theta$. Consider now an employer who slightly reduces the power of the high type's incentive scheme, $\delta y_H = -\varepsilon$, while using lump-sum transfers $\delta z_H = (b(y_H) + \theta_H)\varepsilon + \varepsilon^2$ to slightly more than compensate them for the reduction in incentive pay, and $\delta z_L = \varepsilon \Delta\theta + \varepsilon^2$ to preserve incentive compatibility. Such a deviation attracts both types ($\delta U_H = \delta U_L = \varepsilon^2$, since $u'(y) = b(y)$) and its first-order impact on profits is

$$q_H [(\pi'(y_H) - \theta_H) \delta y_H - \delta z_H] - q_L \delta z_L = [q_H w'(y_H^c) + q_L \Delta\theta] (-\varepsilon)$$

Under (21) this net effect is strictly negative, hence the deviation unprofitable. When (21) fails, conversely, the increase in surplus generated by the more efficient effort allocation of the high types is sufficient to make the firm and all its employees strictly better off. A higher $q_L = 1 - q_H$ means fewer high types to generate such a surplus and more low types to whom rents (cross-subsidies) must be given to maintain incentive compatibility, thus making (21) more likely to hold.

We can now state this section's main result.

Proposition 2 (perfect competition) *Let $q_L \geq \tilde{q}_L$. The unique competitive equilibrium involves two separating contracts, both resulting in zero profit:*

1. *Low-productivity workers get (y^*, z_L^c) , where z_L^c is given by (17).*
2. *High-productivity ones get (y_H^c, z_H^c) , where z_H^c is given by (16) and $y_H^c > y^*$ by*

$$w(y^*) - w(y_H^c) = (B - y_H^c) \Delta\theta.$$

3. *The efficiency loss relative to the social optimum is*

$$L^c = q_H [w(y^*) - w(y_H^c)] = (B - y_H^c) q_H \Delta\theta. \quad (22)$$

It increases with $\Delta\theta$ and A , but need not be monotonic in B .

These results confirm and formalize the initial intuition that competition for talent will result in an overincentivization of high-ability types. As shown on Figure I, this is the opposite distortion from that of the monopsony case, which featured underincentivization of low-ability types. When

the degree of competition is allowed to vary continuously (Section 4), we therefore expect that there will be a critical point at which the nature of the distortion (reflecting which incentive constraint is binding) tips from one case to the other.

- *Skill-biased technical change.* New technologies and organizational forms that raise the relative productivity of more skilled workers are generally seen as playing a major role in the rise of wage inequality. Implicit in most models and discussions is the premise that this is the distributional downside of important gains in productive efficiency. Sometimes this is even explicit, as in the accounts of superstar or CEO compensation by proponents of the efficient-pay hypothesis (e.g., Rosen 1981, Gabaix and Landier 2008, Kaplan and Rauh 2010). Our results also call this view into question. A higher θ_H exacerbates the competition for talented agents, resulting in a higher bonus rate y_H^c that makes their performance-based pay rise *more than proportionately* to their marginal product. This market response to technical change is *inefficient*, however, as it worsens the underprovision of long-term investments and prosocial efforts inside firms, thereby reducing the social value of the productivity increase. For a mean-preserving spread in the distribution of θ 's, such as information technologies that substitute for low-skill labor and complements high skills, only the deadweight loss remains, so overall social welfare actually declines.

What happens when the LCS allocation is not interim efficient, that is, when $q_L < \tilde{q}_L$? We saw that it is then not an equilibrium, since there exist profitable deviations to incentive-compatible contracts (involving cross-subsidies) that Pareto-dominate it. We also show in the appendix that no other pure-strategy allocation is immune to deviations, a situation that closely parallels the standard Rothschild and Stiglitz (1976) problem: the only equilibria are in mixed strategy.¹⁶ Since such an outcome is not really plausible as a stable labor-market outcome, we assume from here on

$$q_L \geq \max\{\tilde{q}_L, \underline{q}_L\} \equiv q_L^*. \quad (23)$$

3.3 Welfare: Monopsony versus Perfect Competition

- *Single task* ($A = 0$). As a benchmark, it is useful to recall that competition is always socially optimal with a single task. The competitive outcome is then the single contract $y^c = y^* = B$, $z^c = 0$: agents of either type are residual claimants for their production and therefore choose the efficient effort allocation.¹⁷ Monopsony, by contrast, leads to a downward distortion in the power of the incentive scheme. Hence competition is always strictly welfare superior.

¹⁶ An alternative approach is to assume that it is workers who make take-it-or-leave offers, instead of a competitive industry making offers to them. From Maskin and Tirole (1992) we know that for $q_L \geq \tilde{q}_L$, the unique equilibrium of the resulting informed-principal game is the LCS allocation, so the result is the same as here with competitive offers. By contrast, for $q_L < \tilde{q}_L$, the set of equilibrium interim utilities is the set of feasible utilities (incentive compatible and satisfying budget balance in expectation) that Pareto dominate (U_L^c, U_H^c) . A second alternative is to use a different equilibrium concept from the competitive screening literature, as in Scheuer and Netzer (2010); again, this has no bearing on the region where the separating equilibrium exists. A third alternative would be to introduce search, free entry by principals and contract posting as in Guerrieri et al. (2010). Self-selection then makes type proportions among searchers in the market endogenous, in such a way that a separating equilibrium always exists.

¹⁷ Similar results holds if $A > 0$ but $v = 0$: since $a \equiv 0$ for all y , the socially optimal bonus rate is $y^* = B$, even though it results in an inefficient effort allocation. This is clearly also the competitive outcome.

- *Multitasking.* From (15) and (20), $L^m < L^c$ if and only if

$$q_L [w(y^*) - w(y_L^m)] < q_H [w(y^*) - w(y_H^c)]. \quad (24)$$

Consider first the role of labor force composition. As seen from (13) and (20), the monopsony incentive distortion $y^* - y_L^m$ is increasing with q_H/q_L (limiting the high types' rents becomes more important), whereas the competitive one, $y_H^c - y^*$ is independent of it (being determined by an incentive constraint). For small q_H/q_L , L^m/L^c is thus of order $q_L (q_H/q_L)^2 / q_H = q_H/q_L$, so (24) holds provided q_L is high enough. With quadratic costs, we obtain an exact threshold that brings to light the role of the other forces at play.

Proposition 3 (welfare) *Let $C(a, b) = a^2/2 + b^2/2 + \gamma ab$. Social welfare is lower under competition than under monopsony if and only if $q_L \geq q_L^*$ and*

$$\frac{q_H}{2q_L} + \sqrt{\frac{q_H}{q_L}} < \left(\frac{\gamma}{1 - \gamma^2} \right) \left(\frac{A}{\Delta\theta} \right). \quad (25)$$

The underlying intuitions are quite general.¹⁸ First, competition entails a larger efficiency loss when the unrewarded task –long-run investments, cooperation, avoidance of excessive risks, etc.– is important enough and the two types of effort sufficiently substitutable. If they are complements ($\gamma < 0$), in contrast, competition is always efficiency-promoting. Second, the productivity differential $\Delta\theta$ scales the severity of the asymmetric-information problem that underlies both the monopsony and the competitive distortions. A monopsonistic firm optimally trades off total surplus versus rent-extraction, so (by the envelope theorem) a small $\Delta\theta$ has only a second-order effect on overall efficiency. Under competition the effect is first-order, because a firm raising its y_H does not internalize the deterioration in the workforce quality it inflicts on its competitors –or, equivalently, the fact that in order to retain their “talent” they will also have to distort incentives and the allocation of effort. This intuition explains why (25) is more likely to hold when $\Delta\theta$ decreases.¹⁹

4 Imperfect Competition

4.1 A “Full-Spectrum” Hotelling Model

To understand more generally how the intensity of labor market competition affects the equilibrium structure of wages, workers' task allocation, firms' profits and social welfare, we now develop a variant of the Hotelling model in which competitiveness can be varied continuously over the whole

¹⁸In particular, the model's solution with quadratic costs (given in Appendix A) also correspond to Taylor approximations of the more general case when $\Delta\theta$ is small, provided $1/(1 - \gamma^2)$ is replaced everywhere by $-w''(y^*)$.

¹⁹As shown in Appendix B, for small $\Delta\theta$ the lower bound \tilde{q}_L above which (21) holds (and the competitive equilibrium thus exists) is such that $1 - \tilde{q}_L$ is of order $\sqrt{\Delta\theta}$. Thus, to rigorously apply the above reasoning involving first- versus second-order losses for small $\Delta\theta$, one needs to also let q_H become small. This further reduces $y^* - y_L^m$ while leaving $y_H^c - y^*$ unchanged. This, in turn, further raises L^c/L^m , making it of order $(\Delta\theta)^{-3/2}$ rather than $(\Delta\theta)^{-1}$.

range from pure monopsony to perfect competition. The multitask-adverse-selection contracting problem is then embedded into this general setting.

As illustrated in Figure II, a unit continuum of agents is uniformly distributed along the unit interval, $x \in [0, 1]$. Two firms, $k = 0, 1$, are located respectively at the left and right extremities and recruit workers to produce, with the same production function as before. When a worker located at x chooses to work for Firm 0 (resp., 1), he incurs a cost equal to the distance tx (resp., $t(1-x)$) that he must travel. We assume that θ and x are independent and that a worker's position is not observable by employers, who therefore cannot condition contracts on this characteristic.

In the standard Hotelling model, agents also have an outside option (e.g., staying put) that yields a fixed level of utility, \bar{U} . This implies, however, that a change in t affects not only competitiveness *within* the market (firm 1 vs. 2) but also, mechanically, that of the *outside* option –formally, agents' participation constraints. To isolate the pure competitiveness of the market from that of other activities, we introduce an intuitive but novel modeling device, ensuring in particular that the market is always fully covered.

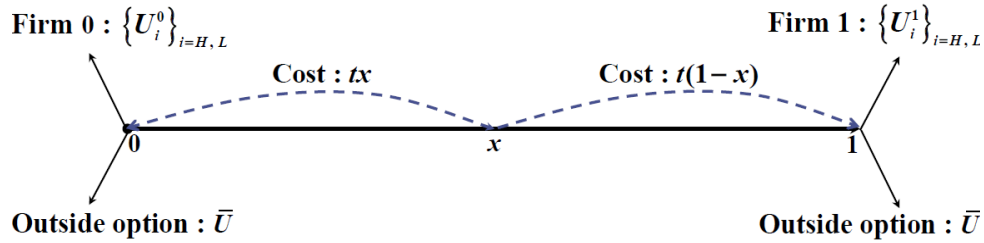


Figure II: full-spectrum Hotelling model

- *Co-located outside option.* Instead of receiving the outside option \bar{U} for free, agents must also “go and get it” at either end of the unit interval, which involves paying the same cost tx or $t(1-x)$ as if they chose Firm 0 or Firm 1, respectively. One can think of two business districts, each containing both a multitask firm of the type studied here and a competitive fringe or informal sector in which all agents have productivity \bar{U} .²⁰

Without loss of generality, we can assume that each firm $k = 0, 1$ offers an incentive-compatible menu of compensation schemes $\{y_i^k, z_i^k\}_{i=H,L}$, in which workers who opt for this employer self-select. Let U_i^k denote the utility provided by firm k to type i :

$$U_i^k \equiv u(y_i^k) + \theta_i y_i^k + z_i^k. \quad (26)$$

A worker of type i , located at x , will choose firm $k = 0$ if and only if

$$U_i^k - tx \geq \max \left\{ \bar{U} - tx, \bar{U} - t(1-x), U_i^\ell - t(1-x) \right\}. \quad (27)$$

The first inequality reduces to $U_i^k \geq \bar{U}$: a firm must at least match its local outside option. If both

²⁰ Alternatively, each agent could produce \bar{U} “at home” but then have to travel (or adapt his human capital) to one or the other marketplace to sell his output.

attract L -type workers, $U_i^\ell \geq \bar{U}$ as well, so the third inequality makes the second one redundant.

We shall focus the analysis on the (unique) symmetric equilibrium, in which each firm attracts half of the total labor force. To simplify the exposition, we take it here as given that: (i) each firm prefers to employ positive measures of both types of workers than to exclude either one; (ii) conversely, neither firm wants to “corner” the market on any type of worker, i.e. move the corresponding cutoff value of x all the way to 0 or 1. In Appendix D we show that neither exclusion nor cornering can be part of a best response by a firm to its competitor playing the strategy characterized in Proposition 4 below, as long as

$$q_L \geq \bar{q}_L, \quad (28)$$

where $\bar{q}_L \in [q_L^*, 1)$ is another cutoff, independent of t . Assuming (28) from here on, we can focus on utilities (U_i^k, U_i^ℓ) resulting in interior cutoffs, so that firm k 's share of workers of type i is

$$x_i^k(U_i^k, U_i^\ell) = \frac{1}{2} + \frac{U_i^k - U_i^\ell}{2t}. \quad (29)$$

The firm then chooses (U_L, U_H, y_L, y_H) to solve the program:

$$\max \left\{ q_H(U_H - U_H^\ell + t)[w(y_H) + \theta_H B - U_H] + q_L(U_L - U_L^\ell + t)[w(y_L) + \theta_L B - U_L] \right\} \quad (30)$$

subject to the constraints (with Lagrange multipliers in parentheses):

$$U_H \geq U_L + y_L \Delta \theta \quad (\mu_H) \quad (31)$$

$$U_L \geq U_H - y_H \Delta \theta \quad (\mu_L) \quad (32)$$

$$U_L \geq \bar{U} \quad (\nu) \quad (33)$$

To shorten the notation, let $\pi_i \equiv w(y_i) + \theta_i B - U_i$ denote the firm's *profit margin* on type $i = H, L$. The first-order conditions, together with the symmetric-equilibrium condition $U_i = U_i^\ell$, are:

$$q_H(\pi_H - t) + \mu_H - \mu_L = 0 \quad (34)$$

$$q_L(\pi_L - t) + \mu_L - \mu_H + \nu = 0 \quad (35)$$

$$tq_H w'(y_H) + \mu_L \Delta \theta = 0 \quad (36)$$

$$tq_L w'(y_L) - \mu_H \Delta \theta = 0. \quad (37)$$

Note that μ_H and μ_L cannot both be strictly positive: otherwise (31) and (32) would bind, hence $y_H = y_L$, rendering (36)-(37) mutually incompatible. This suggests that only one or the other incentive constraint will typically bind at a given point.

• *Constructing the equilibrium: key intuitions.* Solving the above problem over all values of t is quite complicated, so we shall focus here on the underlying intuitions. The solution to (31)-(37) is formally derived in Appendix B; because the objective function (30) is not concave on the relevant space for (U_L, U_H, y_L, y_H) , Appendix D (online) then provides a constructive proof that

this allocation is indeed the global optimum. These and other technical complexities (exclusion, cornering) are the reasons why we confine our analysis to the symmetric separating equilibrium.

(a) For large t , the equilibrium should resemble the monopsonistic one: the main concern is limiting high types' rent, so firms distort $y_L < y^* = y_H$ to make imitating low types unattractive. Conversely, for small t , the equilibrium should resemble perfect competition: the main concern is attracting the H types, leading employers to offer them high-powered incentives, $y_H > y^* = y_L$.

(b) As t declines over the whole real line, the high types' responsiveness to higher offered utility U_H rises, so firms are forced to leave them more rent. Since that rent is either $y_L \Delta \theta$ or $y_H \Delta \theta$ (depending on which of the above two concerns dominates, i.e. on which types' incentive constraint is binding), y_L and y_H must both be nonincreasing in t .

(c) Firms 0 and 1 are always actively competing for the high types. If t is low enough, they also compete for L types, offering them a surplus above their outside option: $U_L > \bar{U}$. At the threshold t_1 below which U_L starts exceeding \bar{U} , y_H has a convex kink: since the purpose of keeping y_H above y^* is to maintain a gap $U_H - U_L = y_H \Delta \theta$ just sufficient to dissuade low types from imitating high ones, as U_L begins to rise above \bar{U} , the rate of increase in y_H can be smaller.

These intuitions translate into a characterization of the equilibrium in terms of three regions, illustrated in Figure III and formally stated in Proposition 4.²¹

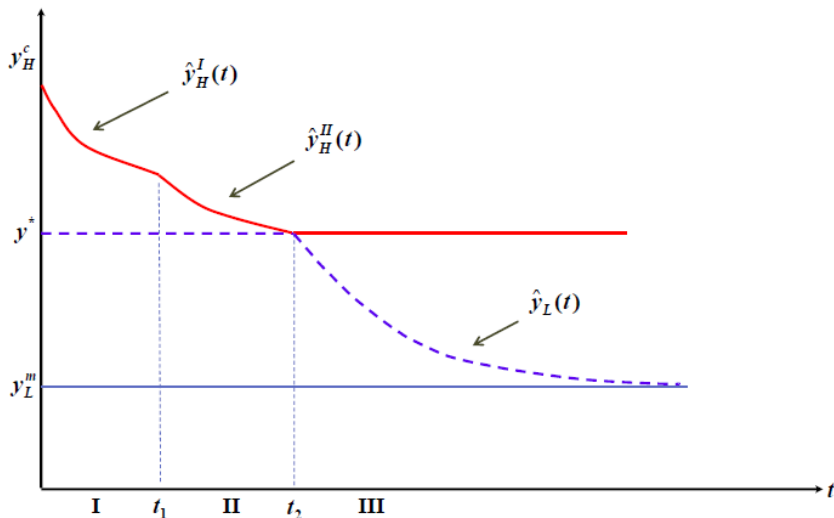


Figure III: equilibrium incentives under imperfect competition

Proposition 4 (imperfect competition) *Let $q_L \geq \bar{q}_L$. There exist unique thresholds $t_1 > 0$ and $t_2 > t_1$ such that, in the unique symmetric market equilibrium:*

1. *Region I (strong competition): for all $t < t_1$, bonuses are $y_L = y^* < \hat{y}_H^I(t)$, strictly decreasing in t , starting from $\hat{y}_H^I(0) = y_H^c$. The low type's participation constraint is not binding, $U_L > \bar{U}$, while his incentive constraint is: $U_H - U_L = \hat{y}_H^I(t) \Delta \theta$.*

²¹With quadratic costs one can show (see Appendix A) that each of the curves is convex, as drawn in the figure.

2. *Region II (medium competition):* for all $t \in [t_1, t_2)$, bonuses are $y_L = y^* < \hat{y}_H^I(t)$, with $\hat{y}_H^I(t) < \hat{y}_H^I(t)$ except at t_1 and strictly decreasing in t . The low type's participation constraint is binding, $U_L = \bar{U}$, and so is his incentive constraint: $U_H - U_L = \hat{y}_H^I(t)\Delta\theta$.
3. *Region III (weak competition):* for all $t \geq t_2$, bonuses are $y_L = \hat{y}_L(t) < y^* = y_H$, with $\hat{y}_L(t)$ strictly decreasing in t and $\lim_{t \rightarrow +\infty} \hat{y}_L(t) = y_L^m$. The low type's participation and the high type's incentive constraints are binding : $U_L = \bar{U}$, $U_H - U_L = \hat{y}_L(t)\Delta\theta$.

• *Welfare.* For each value of t , either y_L or y_H is equal to the (common) first-best value y^* , while the other bonus rate, which creates the distortion, is strictly decreasing in t . Recalling from (7)-(8) that $W = q_H w(y_H) + q_L w(y_L) + B\bar{\theta}$, we thus have, as illustrated on Figure IV:

Proposition 5 (optimal degree of competition) *Social welfare is hill-shaped as a function of the degree of competition in the labor market, reaching the first-best at $t_2 = w(y^*) + \theta_H(B - y^*) + \theta_L y$, where $y_L = y^* = y_H$.*

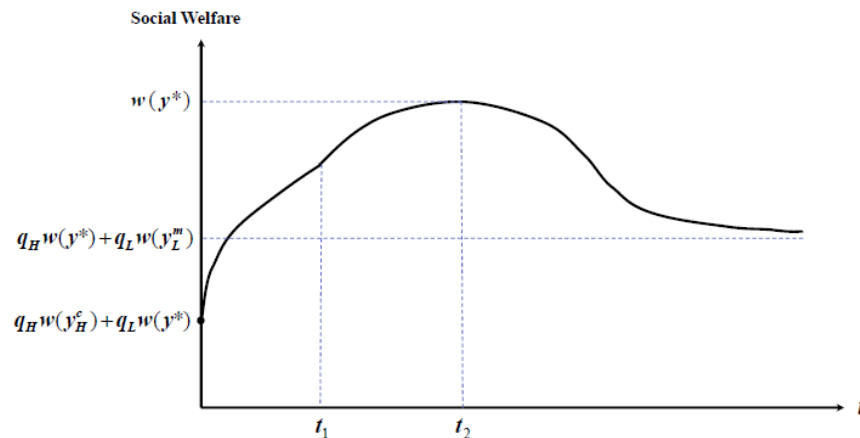


Figure IV: competition and social welfare

Note that we do not subtract from W the total mobility cost $t/4$ incurred by agents (equivalently, we add it to their baseline utility), as it is paid even when neither firm attracts workers, who instead all fetch the nearest outside option. This is also consistent with using t as a measure of *pure market competitiveness*, without introducing an additional wealth effect. In particular, it is *required* to yield back the monopsony levels of utility as $t \rightarrow +\infty$.²²

• *International differences.* Another interesting interpretation of t is as an index of labor and/or product market regulation. Besides direct restrictions on occupational mobility and entry (certification, licensing or nationality requirements, etc.) this also includes limits on pay-for-performance

²²One can think of t as a tax on mobility rebated to agents, or as the profits of a monopolistic transportation or human-capital-adaptation sector with zero marginal cost, engaged in limit pricing against a competitive fringe with marginal cost t . Alternatively, in contexts where variations in t also involve a net resource cost, one could subtract it from social welfare (as in Villas-Boas and Schmidt-Mohr 1999). In Appendix A we show that increases in t can raise aggregate welfare even under this more demanding definition.

(or firing for misperformance) imposed by unions, civil-service rules or social norms. A number of European countries can thus be thought of as having many sectors situated in Region III, where less productive workers are underincentivized and more competition and deregulation would be beneficial. Conversely, important sectors in the US and UK, particularly finance, fit the description of Regions I-II; high skill workers are overincentivized and greater competition for talent, spurred for instance by deregulation, further aggravates the “bonus culture”.²³

4.2 Inequality

We next examine how the gains and losses in total welfare (under either definition) are distributed among the different actors in the market.

Proposition 6 (individual welfare and firm profits) *As the labor market becomes more competitive (t declines), both U_H and U_L increase (weakly for the latter), but inequality in workers’ utilities, $U_H - U_L$ always strictly increases; firms’ total profits strictly decline.*

In Regions III and II, $U_L = \bar{U}$. In Region I, U_L is decreasing in t , as we show in the appendix. Since $(U_H - U_L) / \Delta\theta$ is equal to $\hat{y}_H(t)$ over Regions I and II and to $\hat{y}_L(t)$ over Region III, it follows directly from Proposition 4 that $\partial U_H / \partial t \leq \partial (U_H - U_L) / \partial t < 0$. As to profits, they must clearly fall as t declines over Regions II and I, since overall surplus is shrinking but all workers are gaining. In Region III, Fernandes et al. as $\hat{y}_L(t)$ rises firms reap some of the efficiency gains from low-type agent’s more efficient effort allocation, but the rents they must leave to high types increase even faster (as shown in the appendix), so total profits decline here as well.

- *Income inequality.* Consider now the effects of a more competitive labor market on earnings, which is what is measured in practice. For most sectors in a market economy the empirically relevant range is that of *medium to high mobility*, namely Regions I-II in Figure III. Indeed, this is where firms are more concerned with retaining and bidding away from each other the workers of high ability who can easily switch (x close to 1/2) than with exploiting their “captive” local labor force (x close to 0 or 1). Region III, in contrast is particularly relevant to public-sector employment and, more generally, to countries and industries with heavily regulated labor markets. We compare how the two types of workers $i = H, L$ fare in terms of total earnings $Y_i \equiv [b(y_i) + \theta_i] y_i + z_i$, as well as the separate contributions of performance-based and fixed pay.

Proposition 7 (income inequality) *Let $q_L \geq \bar{q}_L$. As the labor market becomes more competitive (t declines), both Y_H and Y_L increase (weakly for the latter). Furthermore,*

1. *Over Regions I and II (medium and high competition), inequality in total pay $Y_H - Y_L$ rises, as does its performance-based component. Inequality in fixed wages declines, so changes in performance pay account for more than 100% of the rise in total inequality.*

²³Fernandes et al. (2012) find large variations across countries in the use of incentive pay for CEO’s, which they attribute to differences in the weight of institutional shareholders and independent boards. Our model shows that these could also reflect differences in labor market institutions affecting the competition for executive talent. Corollary 1 below provides a simple test of which side of the optimum a given sector is on.

2. Over Region III (low competition), inequality in performance pay declines, while inequality in fixed wages rises. As a result, inequality in total pay need not be monotonic. With quadratic costs, a sufficient condition for it to rise as t declines is $B \leq \gamma A + (1 - \gamma^2)\Delta\theta$.

These results are broadly consistent with the findings of Lemieux et al. (2009) about the driving role of performance pay in rising earnings inequality, as well as their hypothesis that the increased recourse to performance pay also serves a screening purpose. They are also in line with Frydman's (2007) evidence linking increased mobility (skills portability) of corporate executives to the rise in both the level and the variance in their compensation.²⁴ The above properties also imply that the fraction of the income differential $Y_H - Y_L$ that is due to incentive pay, $1 - (z_H - z_L)/(Y_H - Y_L)$, is U -shaped in t and minimized at t_2 , where it equals 1. Whereas this value reflects the specific assumption (additive separability of talent and effort) making the first-best incentive rate y^* type-independent, the U shape is a more robust result of competition's opposing effects on the two types' incentive constraints. For this reason we state the next result in terms of changes rather than levels.

Corollary 1 (testing for efficiency) *An increase in market competition reduces (raises) aggregate efficiency when it is accompanied by an increase (decrease) in the share of earnings inequality accounted for by performance-based pay.*

This result provides a simple test, based on *observables*, to assess whether competition is in the range where it is beneficial, or detrimental. Subject to the caveats inherent in interpreting empirical data through the lens of a simple, two-type model, the evidence discussed earlier points to the latter case, especially as ones gets into the upper deciles and then centiles of the earnings distribution (top 80%, executive pay, financial sector, etc.).

4.3 Human Capital Investment and Worker Sorting

- *Endogenous skill distribution.* Let the cost to a marginal worker of acquiring high skills, given that a fraction q_H already have, be $G'(q_H)$, where the aggregate cost $G(q_H)$ is such that $G(0) = G'(0) = 0$, $G' > 0$ and $G'(\bar{q}_H) > y_H^c \Delta\theta$, where $\bar{q}_H \equiv 1 - \bar{q}_L$ and \bar{q}_L is given by (28).

Given a utility differential $U_H - U_L > 0$, the supply of H types is $q_H = (G')^{-1}(U_H - U_L) \in (0, \bar{q}_H)$. On the demand side, employer competition leads to a skill premium of $U_H - U_L = y_H \Delta\theta$ in Regions I-II and $U_H - U_L = y_L \Delta\theta$ in Region III, which we show in appendix to be everywhere decreasing in q_H , as one would expect. Recalling from Proposition 7 that it is also strictly decreasing in t leads to the following results.

Proposition 8 *When workers can invest in human capital:*

1. *The fraction of high-skill workers $q_H(t)$ is the unique solution to $G(q_H) = (y_H - y_L)(q_H, t) \cdot \Delta\theta$, lies in $(0, \bar{q}_H)$ and is strictly increasing with competition (declines with t over \mathbb{R}_+).*

²⁴See also Bloom and Van Reenen (2010), Bell and Van Reenen (2013) and Frydman and Saks (2005).

2. *Social welfare*, $\tilde{W}(t) = W(t; q_H(t)) - G(q_H(t))$, is again maximized at an interior level of competition, $\tilde{t}_2 \in (0, t_2)$. In particular, perfect competition is locally and globally suboptimal.

The intuition for the first result is familiar: competition for talent protects workers from the expropriation of their human-capital investment, and thus spurs the acquisition of skills. Consider next the welfare effects of a small increase in q_H . At fixed bonuses (y_H, y_L) , a marginal worker acquiring high skills increases productive surplus by $w(y_H) - w(y_L) + B\Delta\theta$ but only appropriates $U_H - U_L$, compensating for his investment cost $G'(q_H)$. His employer thus reaps extra profit $\pi_H - \pi_L \geq 0$, with strict inequality except at $t = 0$, where $\pi_H = \pi_L = 0$. A marginal high-skill worker also contributes to reducing the skill premium (lowering y_H or raising y_L), and this pecuniary externality alleviates the multi-task distortion at each firm, except at $t = 0$, where we show that $\partial y_H / \partial q_H = 0$. Each worker who invests thus generates two positive externalities, and more of them do as t falls, so the socially optimal level of competition is higher than with fixed types: $\tilde{t}_2 < t_2$. As one approaches perfect competition, however, both externalities vanish, leaving only the “bonus culture” distortion. Therefore, $\tilde{W}'(0) > 0$ and $\tilde{t}_2 > 0$, demonstrating the robustness of our main conclusions to an endogenous distribution of skills.²⁵

• *Firm heterogeneity and worker sorting.* While we have focussed here on a symmetric equilibrium, our main results are also robust to workers sorting differentially across firms. This is most easily seen in the case of perfect competition ($t = 0$).²⁶ As noted earlier, the equilibrium allocation can then indifferently be achieved as the symmetric outcome of Bertrand competition among two (or more) firms, or as an equilibrium in which a fraction q_H of firms employ only H types and the remaining fraction q_L only L types. Proposition 3, which provides a simple condition determining when monopsony or competition is more efficient, applies to both cases.²⁷

5 Regulating Compensation

• *Bonus caps.* We focus here on the case of perfect competition, for which the issue is most relevant. When the regulator is able to differentiate between the performance-based and fixed parts of compensation, and absent other margins that could be distorted, policy can be very effective. As shown below, if bonuses are capped at y^* the only equilibrium is a pooling one in which all firms offer, and all workers take, the single contract $(y^*, \pi(y^*) + (B - y^*)\bar{\theta})$, thus restoring the first best.

²⁵The result is weaker only in the sense that net social welfare need no longer be hump-shaped over R_+ . It rises at $t = 0$ and is decreasing everywhere to the right of t_2 , but could have multiple local maxima in-between.

²⁶Allowing for asymmetric outcomes or heterogeneous technologies in the full-fledged Hotelling model with adverse selection and multitasking is difficult, and left to further work.

²⁷One can also eliminate the indeterminacy in firms’ composition. Let there be a continuum of potential employers, with common A but B distributed according to a cdf $H(B)$ on some interval $[\underline{B}, +\infty)$, with a mass of at least q_L at \underline{B} and a positive density on $(\underline{B}, +\infty)$. In a competitive equilibrium, all L agents work in firms with $B = \underline{B}$, receiving the bonus $y_L = y^*$ and a wage z_L that absorbs all remaining profit; all H agents, meanwhile, work in firms with $B \geq B^* \equiv H^{-1}(q_L)$, receiving a distorted bonus $y_H(B) > y^*$ and a wage $z_H(B)$ making them indifferent among employers, while $z_H(B^*)$ absorbs all profits of the marginal firm. The same reasoning as that preceding Proposition 3, again shows that for q_H small enough, the efficiency loss under monopsony is smaller than under competition.

In practice, things may not be so simple. For instance, firms might switch to alternative forms of rewards that, at the margin, appeal differentially to different types but are even less efficient screening devices than performance bonuses. Plausible examples include latitude to serve on other companies' boards, to engage in own practice (doctors) or consulting (academics), and lower lock-in to company (low clawbacks, easier terms for quitting). Let \$1 paid in the alternative "currency" yield utility λ_i to a type- i employee, with $\lambda_L < \lambda_H < 1$. We assume that, absent regulation, employers prefer to use incentive pay rather than inefficient transfers to screen workers:

$$\frac{-w'(y_H^c)}{\Delta\theta} < \frac{1 - \lambda_H}{\Delta\lambda}, \quad (38)$$

where $\Delta\lambda \equiv \lambda_H - \lambda_L$.²⁸ Suppose now that regulation constrains bonuses, $y \leq \bar{y}$, and consider a firm that leaves incentives unchanged but substitutes in high types' contract \$1 of alternative transfer for a λ_H reduction in z_H ; it can then also reduce z_L by $\Delta\lambda$ while preserving incentive compatibility. The strategy is profitable if $q_H(1 - \lambda_H) - q_L\Delta\lambda > 0$, or

$$\frac{1 - \lambda_H}{\Delta\lambda} < \frac{q_L}{q_H}. \quad (39)$$

Proposition 9 (bonus cap) *Assume $q_L^* \leq q_L$ and (38). Under a bonus cap at any $\bar{y} \in [0, y_H^c]$, the unique competitive equilibrium has $y_L = \min\{y^*, \bar{y}\} \equiv \bar{y}^*$ and $y_H = \bar{y}$. Furthermore:*

1. *If (39) does not hold, alternative transfers are not used: $\zeta_H = \zeta_L = 0, U_H - U_L = \bar{y}\Delta\theta$ and $z_L - z_H = u(\bar{y}) - u(\bar{y}^*) + \theta_L(\bar{y} - \bar{y}^*)$. As \bar{y} is reduced from y_H^c to y^* the equilibrium still involves separating contracts, but now with a growing cross-subsidy from high to low types, and welfare strictly increases (in the Pareto sense), reaching first-best at $\bar{y} = y^*$. As \bar{y} is reduced still further the equilibrium becomes a pooling one, and welfare strictly decreases.*
2. *If (39) holds, the equilibrium is always a separating one. Low types receive their constrained-symmetric-information contract ($y_L = \bar{y}^*, z_L = w(\bar{y}^*) + (B - \bar{y}^*)\theta_L$) while high types get bonus \bar{y} , a non-monetary transfer $\zeta_H = [(B - \bar{y})\Delta\theta + w(\bar{y}) - w(\bar{y}^*)]/(1 - \lambda_L)$ and a monetary transfer $z_H = w(\bar{y}) + (B - \bar{y})\theta_H - \bar{y}b(\bar{y}) - \zeta_H$. Social welfare is strictly decreasing (in the Pareto sense) as \bar{y} is reduced, and thus maximized when no binding regulation is imposed ($\bar{y} = y_H^c$).*

In the first case, using the alternative currency to screen is too onerous: it entails a substantial deadweight loss $1 - \lambda_H$, or would have to be given in large amounts to achieve separation ($\Delta\lambda$ small), or to too many high types (q_H/q_L large). A bonus cap $\bar{y} < y_H^c$ will then successfully *limit firms' ability to poach* each other's high-skill workers through escalating incentive pay, without triggering other distortions. Such a policy achieves Pareto improvements all the way down to

²⁸The left-hand side is the surplus gained on each high type when decreasing y_H by $\$1/\Delta\theta$. This raises the low type's utility from mimicking by \$1, so in order to preserve incentive-compatibility the high type's contract must include $\$1/(\Delta\lambda)$ in the inefficient currency, while z_H is adjusted to keep U_H unchanged. Monetary wages (fixed plus variable) thus decrease by $\lambda_H/\Delta\lambda$, resulting in a net cost equal to the right-hand side of (38), exceeding the benefit.

$\bar{y} = y^*$, with the benefits accruing to both types of workers as higher *fixed* pay, which is the margin where competition now takes place.

In the second case, firms increasingly substitute toward inefficient transfers as the bonus cap is reduced. By (38), even at y_H^c where the marginal bonus distortion is maximal, it is still smaller than that from using the alternative currency. A fortiori, the further down \bar{y} forces y_H , the less is gained in productive efficiency, while the marginal distortion associated with the alternative screening device remains constant: a Pareto-worsening welfare loss.²⁹

- *Earnings caps.* If firms are able to relabel fixed and variable compensation, the only cap the regulator can impose is on total earnings Y . As we show in Proposition 19 (see online Appendix D), this leads to a set of results parallel to those obtained above for bonus regulation. When firms have relatively easy access to alternative rewards allowing them to screen workers (meaning that (39) holds; otherwise, alternative transfers are again not used, and regulation is efficient), an earnings cap \bar{Y} leads to a constrained-LCS allocation in which: (i) low types receive their symmetric-information contract (y^*, z_L^*) ; (ii) high types get a “package” with bonus $y^* < y_H^r < y_H^c$, a fixed wage z_H set so that total pay adds up to \bar{Y} , and a nonmonetary transfer $\zeta_H^r > 0$. Any tightening of the earnings cap (reduction in \bar{Y}) then lowers y_H^r but increases ζ_H^r , resulting in a Pareto deterioration.

- *Taxation.* Although a confiscatory tax of 100% above a ceiling \bar{Y} is unambiguously welfare reducing (under (38)-(39)), *some* positive amount of taxation is always optimal to improve on the laissez-faire “bonus culture”. While characterizing the optimal tax in this setting is complicated and left for future work, we can show:

Proposition 10 *A small tax τ on total earnings always improves welfare: $dW/d\tau|_{\tau=0} > 0$.*

The intuition is as follows. To start with, condition (38) ensures that, for τ sufficiently small, the firm does not find it profitable to resort to inefficient transfers, hence still uses performance pay to screen workers. Taxing total earnings then has two effects. First, under symmetric information, it distorts (net) incentives downward from the private and social optimum, y^* . Second, it shrinks the compensation differential received by the two types under any given contract. This reduces low types’ incentive to mimic high ones, thus dampening firms’ need to screen through high-powered (net) incentives and thereby alleviating the misallocation of effort. For small τ the first effect is of second-order (a standard Harberger triangle), whereas the second one is of first order, due again to the externality between firms discussed earlier.

6 Multidimensional Incentives and Noisy Task Measurement

Performance in activity A was so far taken to be non-measurable or non-contractible. Consequently, effort a was driven solely by intrinsic motivation, or by fixed outside incentives such as potential legal liability or reputational concerns. In the other version of the multitask problem studied by

²⁹ Allowing the inefficient transfers to have increasing marginal cost (in the form of $(1 - \lambda_H)/\Delta\lambda$ rising with ζ_H) would combine the two cases.

Holmström and Milgrom (1991), every dimension of performance can be measured but with noise, and this uncertainty limits the extent to which risk-averse agents can be incentivized. We now extend our theory to this case, where there need not be *any* intrinsic motivation. This variant of the model is particularly applicable to the issue of short- versus long-term performance and the possible recourse to *deferred compensation*, *clawbacks* and other forms of *long-term pay*.

• *Technology and preferences.* Outputs in tasks A and B are now $\theta^A + a + \varepsilon^A$ and $\theta^B + b + \varepsilon^B$, where θ^A, θ^B are the employee's talents in each one, a and b his efforts as before, and $\varepsilon^A, \varepsilon^B$ independent random shocks with $\varepsilon^A \sim \mathcal{N}(0, \sigma_A^2)$ and $\varepsilon^B \sim \mathcal{N}(0, \sigma_B^2)$. A compensation package is a triple (y^A, y^B, z) where y^A and y^B are the bonuses on each task and z the fixed wage. As in Holmström and Milgrom (1991), agents have mean-variance preferences:

$$U(a, b; \theta^A, \theta^B, y, z) = (\theta^A + a)y^A + (\theta^B + b)y^B + z - C(a, b) - \frac{r}{2} [(y^A)^2 \sigma_A^2 + (y^B)^2 \sigma_B^2], \quad (40)$$

where r denotes the index of risk aversion and the cost function C has the same properties as before. Given an incentive vector $y \equiv (y^A, y^B)$, the agent chooses efforts $a(y)$ and $b(y)$ that solve $C_a(a(y), b(y)) = y^A$ and $C_b(a(y), b(y)) = y^B$. It is easily verified that $a(y)$ is increasing in y^A and decreasing in y^B , while $b(y)$ has the opposite properties. The firm's profit function remains unchanged, so total surplus is $w(y) + A\theta^A + B\theta^B$, where the allocative component is now

$$w(y) \equiv Aa(y) + Bb(y) - C(a(y), b(y)) - \frac{r}{2} [(y^A)^2 \sigma_A^2 + (y^B)^2 \sigma_B^2]. \quad (41)$$

Assuming strict concavity and an interior solution, the vector of first-best bonuses $y^* \equiv (y^{A*}, y^{B*})$ solves the first-order conditions:

$$\frac{\partial w}{\partial y^A}(y^{A*}, y^{B*}) = \frac{\partial w}{\partial y^B}(y^{A*}, y^{B*}) = 0, \quad (42)$$

which is shown in the appendix to imply that $y^{A*} < A$ and $y^{B*} < B$.

There are again two types of workers, H and L , in proportions q_H and q_L , who each select their preferred contract from the menus $\{(y_i^A, y_i^B, z_i)\}_{i=H,L}$ offered by firms. Denoting $\Delta y^\tau \equiv y_H^\tau - y_L^\tau$ and $\Delta \theta^\tau \equiv \theta_H^\tau - \theta_L^\tau$ for each task $\tau = A, B$, incentive compatibility requires that

$$\sum_{\tau=A,B} (\Delta y^\tau)(\Delta \theta^\tau) \geq 0. \quad (43)$$

To simplify the analysis, we assume H types to be more productive in both tasks: $\Delta \theta^A \geq 0$ and $\Delta \theta^B > 0$ (otherwise, which type is “better” depends on the slopes of the incentive scheme).

• *Monopsony.* Denoting $D_i \equiv A\theta_i^A + B\theta_i^B$ for $i = H, L$, a monopsonistic employer solves

$$\begin{aligned} & \max_{\{(U_i, y_i)\}_{i=H,L}} \{q_H [w(y_H) + D_H - U_H] + q_L [w(y_L) + D_L - U_L]\}, \text{ subject to} \\ & U_L \geq \bar{U}, \\ & U_H \geq U_L + y_L^A \Delta \theta^A + y_L^B \Delta \theta^B. \end{aligned}$$

This yields $y_H^m = y^*$, while y_L^m is given by

$$\frac{1}{\Delta\theta^A} \frac{\partial w}{\partial y^A}(y_L^m) = \frac{1}{\Delta\theta^B} \frac{\partial w}{\partial y^B}(y_L^m) = -\frac{q_H}{q_L}. \quad (44)$$

As before, the incentives of low types (only) are distorted downward, now in *both activities*. Note also how the efficiency losses, normalized by their offsetting rent reductions, are equalized across the two tasks. As before, one can show that it is indeed optimal to employ both types as long as q_L is above some cutoff $\underline{q}_L < 1$, which we shall assume.

• *Perfect competition.* We look again for a least-cost separating equilibrium. Denoting $U_L^{SI} \equiv w(y^*) + D_L$ type L 's symmetric-information utility, such an allocation must solve:

$$\begin{aligned} & \max_{\{(U_i, y_i)\}_{i=H,L}} \{U_H\}, \text{ subject to} \\ & U_H = w(y_H) + D_H, \\ & U_L^{SI} \geq U_H - y_H^A \Delta\theta^A - y_H^B \Delta\theta^B. \end{aligned}$$

Let κ^c denote the shadow cost of the second constraint. The first-order conditions are then

$$\frac{1}{\Delta\theta^A} \frac{\partial w(y_H)}{\partial y_H^A} = \frac{1}{\Delta\theta^B} \frac{\partial w(y_H)}{\partial y_H^B} = -\kappa^c, \quad (45)$$

while the binding incentive constraint takes the form

$$w(y^*) - w(y_H) = (A - y_H^A) \Delta\theta^A + (B - y_H^B) \Delta\theta^B. \quad (46)$$

Hence, a system of three equations determining $(y_H^{A,c}, y_H^{B,c}, \kappa^c)$, independently of the prior probabilities, as usual for the LCS allocation. Clearly, high-ability agents are again overincentivized, now in *both tasks*. Note also that even though competitive and monopsonistic firms use screening for very different purposes, resulting in opposite types of distortions, both equalize those distortions (properly normalized by unit rents) across the two tasks.

The LCS allocation is, once again, the (unique) equilibrium if and only if it is interim efficient. In the appendix we generalize Lemma 1 to show:

Lemma 2 *The LCS allocation y_H^c is interim efficient if and only if*

$$\frac{1}{\Delta\theta^A} \frac{\partial w(y_H^c)}{\partial y_H^A} = \frac{1}{\Delta\theta^B} \frac{\partial w(y_H^c)}{\partial y_H^B} \geq -\frac{q_L}{q_H} \quad (47)$$

or, equivalently, $\kappa^c \leq q_L/q_H$.

This condition generalizes (21) and has the same interpretation, which can now be given in terms of either task. Intuitively, the larger the distortion in the partial derivatives, the higher the welfare loss relative to first best; condition (47) requires that it not be so large as to render profitable a deviation to a more efficient contract sustained by cross-subsidies.

• *Welfare.* To demonstrate the robustness of our main result –competition for talent can be excessive, resulting in significant efficiency losses– to both tasks being incentivized and performed only for money, it suffices to compare again monopsony and perfect competition. As before, a simple sufficient condition for $L^m = q_L [w(y^*) - w(y_L^m)] < q_H [w(y^*) - w(y_H^c)] = L^c$ is, that q_H/q_L be small enough. Indeed $w(y^*) - w(y_H^c)$ is independent of this ratio, whereas under monopsony the distortion becomes small as the high types from whom it seeks to extract rents become more scarce: as q_H/q_L tends to zero, (44) shows that y_L^m tends to y^* and $y^* - y_L^m$ is of order (q_H/q_L) . Therefore $w(y^*) - w(y_L^m)$ is of order $(q_H/q_L)^2$, implying that $L^m \ll L^c$.

Proposition 11 *There exist q_H^{**} such that for all $q_H \leq q_H^{**}$, welfare is higher under monopsony than under competition.*

• *Quadratic cost.* From here on, we focus on the specification

$$C(a, b) = a^2/2 + b^2/2 + \gamma ab, \quad \text{with } \gamma > 0, \quad (48)$$

as it allows for many further results, particularly on comparative statics.³⁰ Effort levels are thus $a(y) = (y^A - \gamma y^B) / (1 - \gamma^2)$ and $b(y) = (y^B - \gamma y^A) / (1 - \gamma^2)$, non-negative as long as $y^A/y^B \in [\gamma, 1/\gamma]$. The key properties of first-best incentives parallel those in Holmström and Milgrom (1991):

Proposition 12 *The first-best incentive y^{A*} is decreasing in B and σ_A^2 , and increasing in A and σ_B^2 , whereas y^{B*} has the opposite properties. Both are decreasing in risk aversion, r .*

Turning now to monopsony and competition, the system (A.17)-(A.18) can also be rewritten in terms of the price distortions $y^\tau - y^{\tau*}$, $\tau = A, B$, leading to the following set of results.

Proposition 13 (incentive distortions) *The relative overincentivization of task B compared to task A induced by competition is equal to the relative underincentivization of task B compared to task A induced by monopsony:*

$$\frac{y_H^{B,c} - y^{B*}}{y_H^{A,c} - y^{A*}} = \frac{y^{B*} - y_L^{B,m}}{y^{A*} - y_L^{A,m}} = \frac{[1 + r(1 - \gamma^2)\sigma_A^2] \Delta\theta^B + \gamma\Delta\theta^A}{[1 + r(1 - \gamma^2)\sigma_B^2] \Delta\theta^A + \gamma\Delta\theta^B} \equiv \rho(\sigma_A^2, \sigma_B^2; \Delta\theta^A/\Delta\theta^B; r). \quad (49)$$

It is greater:

- (i) *The greater the noise σ_A^2 in task A and the lower the noise σ_B^2 in task B;*
- (ii) *The greater the comparative advantage $\Delta\theta^B/\Delta\theta^A$ of H types in task B, relative to task A;*
- (iii) *The greater workers' risk aversion if $\sigma_A^2/\sigma_B^2 > \Delta\theta^A/\Delta\theta^B$ (and the smaller if not).*

These results are intuitive: more *noisy measurement* makes a task a *less efficient screening device* –whether for rent-extraction or employee-selection purposes– while a higher *ability differential* of low and high types makes it a more efficient one. As to the “mirror image” property of relative price wedges under monopsony and competition, it reflects the fact that both types of firms equalize the (normalized) marginal distortions across tasks. We next consider workers' effort allocations.

³⁰It also makes Proposition (11) an “if and only if” statement; details are available upon request.

Proposition 14 (effort distortions) (1) Competition distorts high-skill agents' effort ratio away from task A , and monopsony away from task B , $a(y_H^c)/b(y_H^c) < a(y^*)/b(y^*) < a(y_L^m)/b(y_L^m)$, if and only if

$$\frac{A - \gamma B}{B - \gamma A} > \frac{\Delta\theta^A}{\Delta\theta^B}. \quad (50)$$

(2) Competition reduces the absolute level of effort on task A , $a(y_H^c) < a(y^*)$, while increasing that on task B (and monopsony has the opposite effects), if and only if

$$\frac{\gamma r \sigma_A^2}{1 + r \sigma_B^2} > \frac{\Delta\theta^A}{\Delta\theta^B}. \quad (51)$$

The message of Proposition 14 accords with that of Sections 3.1-3.2, but it also yields several new insights about how the misallocation of efforts is shaped by the *measurement error* in each the two tasks, their *substitutability* in effort, high-skill agents' *comparative advantage* in one or the other, and the degree of *risk aversion*. The second result is particularly noteworthy: even though *both* tasks are more strongly incentivized under competition, effort in task A *still* declines, because task B becomes disproportionately rewarded.³¹

- *Technology and monitoring.* In the last few decades, a number of technical and deregulatory changes may have decreased $\Delta\theta^A/\Delta\theta^B$ and increased σ^A/σ^B , making (51) more likely to hold and magnifying the relative wedge in (49). Financial innovation and leverage, expensive high-tech medical procedures, online tools allowing instant counts of researchers' publications and citations, all arguably raise high-ability agent's productivity advantage and its measurability more in individual, revenue-generating tasks than in diffuse ones such as cooperation, public goods provision or avoiding collective risks. As to the increased monitoring of managers by more independent corporate boards (Hermalin 2005) and of firms' performance by the financial media, its impact hinges on whether they focus more on earnings, costs and market share or on long-term safety, environmental and legal liabilities.

7 Competition for the Motivated

We now return to the benchmark specification of Section 3 (task A is non-contractible, task B is perfectly measurable, agents are risk-neutral) and study the polar case where all workers have the same productivity θ (normalized to 0 without loss of generality) in task B but differ in their "ethical" motivations v for task A : a fraction q_L has $v = v_L$ and the remaining q_H have $v = v_H$.

When an agent of type v_i is employed under a compensation scheme (y, z) , his net utility is $u_i(y) + z$ and his employer's profit $\pi_i(y) - z$, where

$$u_i(y) \equiv \max_{(a,b)} \{v_i a + y b - C(a, b)\}, \quad (52)$$

$$\pi_i(y) \equiv A a_i(y) + (B - y) b_i(y). \quad (53)$$

³¹Note also that when (A.20) holds, so that $a(y^*) \geq 0, b(y^*) \geq 0$, (51) implies (50).

Let $a_i(y)$ and $b_i(y)$ denote the optimal efforts, solving the system $\{C_a(a, b) = v_i$ and $C_b(a, b) = y\}$; note that $u'_i(y) = b$. Concavity of the cost function implies here again that $a'_i(y) < 0 < b'_i(y)$, as well as $a_L(y) < a_H(y)$ and $b_H(y) < b_L(y)$ in response to any given incentive rate $y > 0$.

In contrast to the case of heterogeneity in talent θ , there are now generally different optimal incentive rates for each type of worker, which we denote as³²

$$y_i^* \equiv \arg \max \{w_i(y) \equiv u_i(y) + \pi_i(y)\}. \quad (54)$$

Note next that, when confronted with an incentive-compatible menu of options, the more pro-social type (v_H) chooses a less powerful incentive scheme: $y_H \leq y_L$ and $z_H \geq z_L$.³³ This, in turn, implies that if a_L and a_H are the two types' equilibrium efforts on task A , then $a_L \leq a_H$. The more pro-socially inclined employee exerts more effort on A both because he is more motivated for it and because he selects a lower-powered incentive scheme.

• *Monopsony.* The monopsonist offers an incentive-compatible menu (y_L, z_L) and (y_H, z_H) , or equivalently (y_L, U_L) and (y_H, U_H) so as to solve:

$$\begin{aligned} \max_{\{(y_i, z_i)\}_{i=H,L}} \{ \sum_{i=H,L} q_i [w_i(y_i) - U_i] \}, \text{ subject to} \\ U_L \geq \bar{U} \\ U_H \geq U_L + u_H(y_L) - u_L(y_L) \\ U_L \geq U_H + u_L(y_H) - u_H(y_H). \end{aligned}$$

The first two constraints must clearly be binding, while the third imposes $y_H \leq y_L$, as seen above. Substituting in, the solution satisfies $y_H^m = y_H^*$ and, when interior,

$$w'_L(y_L) = \frac{q_H}{q_L} [u'_H(y_L) - u'_L(y_L)] = \frac{q_H}{q_L} [b_H(y) - b_L(y)]. \quad (55)$$

More generally, the left-hand side of (55) must be no greater than the right-hand side. Since the latter is strictly negative, one must have $y_L^m > y_L^*$ in any case: the monopsonist offers a higher-powered incentive scheme than under symmetric information so as to limit the rent of the more prosocial types, who clearly benefits less from an increase in y .

• *Perfect competition.* Because employees' intrinsic-motivation benefits va are private, firms have no reason to compete to select more prosocial types. As a result, the kind of escalating incentive distortion seen earlier *does not arise*, and the competitive equilibrium is the symmetric-information outcome. Employers offer the menu $\{(y_i^*, z_i^*)\}_{i=H,L}$, where for each type y_i^* is the efficient incentive rate defined by (54) and $z_i^* \equiv \pi_i(y_i^*)$, leaving the firm with zero profit. Type $i = H, L$ then selects

$$\max_{j \in \{H,L\}} \{u_i(y_j^*) + \pi_i(y_j^*) = w_i(y_j^*)\}. \quad (56)$$

³²In the quadratic-cost benchmark, however, $y_L^* = y_H^* = B - \gamma A$. In general, the variation of y with v involves the third derivatives of C and is thus ambiguous.

³³Adding up the two incentive constraints, $U_H \geq U_L + u_H(y_L) - u_L(y_L)$ and $U_L \geq U_H - u_H(y_H) + u_L(y_H)$, yields $0 \geq \int_{y_H}^{y_L} [u'_H(y) - u'_L(y)] dy = \int_{y_H}^{y_L} [b_H(y) - b_L(y)] dy$. Since $b_H(y) < b_L(y)$ for all y , the result follows.

By (54), choosing $j = i$ is optimal, so the symmetric-information outcome is incentive compatible.

Proposition 15 *When agents are similar in measurable talent θ but differ in their ethical values v , monopsony leads to an overincentivization of low-motivation types, $y_L^m > y_L^*$ (with $y_H^m = y_H^*$), whereas competition leads to the first-best outcome, $y_L^c = y_L^*$, $y_H^c = y_H^*$.*

Would conclusions differ under an alternative specification of the impact of prosocial heterogeneity? Suppose that instead of enjoying task A more, a more prosocial agent supplies more unmeasured positive externalities on the firm (or on her coworkers, so that their productivity is higher, or their wages can be reduced due to a better work environment). In other words, agents $i = H, L$ share the same preferences but have different productivities in the A activity:

$$u(y) = \max_{(a,b)} \{\bar{v}a + yb - C(a, b)\}, \quad (57)$$

$$\pi_i(y) = A(a(y) + \nu_i) + (B - y)b(y). \quad (58)$$

Under this formulation there is no way to screen an agent's type, so the outcome under *both* monopsony and competition is full pooling at the efficient incentive power:

$$y_i^* = y^* \equiv \arg \max \{Aa(y) + Bb(y) - C(a(y), b(y))\}. \quad (59)$$

Sorting will occur, on the other hand, when agents' intrinsic motivation is not unconditional, as we have assumed, but reciprocal –that is, dependent on the presence in the same firm of other people who act cooperatively (e.g., Kosfeld and von Siemens (2011)), or on the firm fulfilling a socially valuable mission rather than merely maximizing profits (e.g., Besley and Ghatak 2005, 2006, Brekke and Nyborg 2006). The fact that the benefits of “competing for the motivated” are somewhat attenuated in our model only reinforces the contrast with the potentially very distortionary effects of competition for “talent”, thus further strengthening our main message.

8 Related Theories

- *Adverse selection.* On the theoretical side, our paper relates to and extends several lines of work. The first one is that on screening with exclusive contracts, initiated by Rothschild and Stiglitz's (1976) seminal study of a perfectly competitive (free entry) insurance market. Croker and Snow (1985) characterize the Pareto frontier in the Rothschild-Stiglitz model and show how it ranges from suboptimal insurance for the safer type (as in the original separating equilibrium) to over-insurance for the risky type. Stewart (1994) and Chassagnon and Chiappori (1997) study perfectly competitive insurance markets with adverse selection and moral hazard: agents can exert risk-reducing efforts, at some privately known cost. In equilibrium the better agents choose contracts with higher deductibles, for which they substitute higher precautionary effort.³⁴ Moen and Rosen

³⁴Scheuer and Netzer (2010) contrast this efficiency-promoting effect of private insurance markets to a benevolent government without commitment power, which would provide full insurance at the interim stage and thereby destroy

(2005) consider a perfectly competitive labor market with adverse selection about workers' effort cost function. True output is mismeasured by the employer and subject to a productivity shock, which agents learn prior to choosing effort. Focusing on affine contracts leads to a separating equilibrium in which high types are overincentivized relative to the social optimum, and thus bear too much risk; progressive taxes can remedy this distortion.³⁵

Our paper extends the literature by analyzing screening in a multitask environment and by deriving equilibrium and welfare for the whole range of competition intensities between the polar cases of monopsony and perfect competition, which most previous work has focused on comparing to the first-best. A notable exception to the latter point is Villas-Boas and Schmidt-Mohr (1999), who study Hotelling competition between banks that screen credit risks through costly collateral requirements. As product differentiation declines, lenders compete more aggressively for the most profitable borrowers, and the resulting increase in screening costs (collateral posted) can be such that overall welfare falls. Banks' problem is one of pure adverse selection, whereas in our context there is also (multidimensional) moral hazard. We thus analyze how the structure of wage contracts, effort allocations, earnings and welfare vary with market frictions. We characterize the socially optimal degree of competitiveness and derive predictions for changes in total pay inequality and its performance-based component, which accord well with the empirical evidence.

Bannier et al. (2013) study competition for risk-averse employees with different abilities between two vertically differentiated single-task firms. A worker's output is the product of his and the firm's productivities, his effort and a random shock. In equilibrium, the low-productivity firm does not employ anyone, but its offer defines workers' reservation utilities. The degree of competition is represented here by the relative productivity of the less efficient firm; as in our case, its impact on screening results in a hump-shaped profile for welfare. We focus on horizontal firm differentiation and our multitask model incorporates distortions to effort allocation (short-termism, hidden risk, etc.), which can arise even absent risk-sharing concerns. Besides hurting the firms these may also have important externalities on the rest of society, since what is hard to observe by employers is a fortiori difficult to monitor by regulators. We further analyze how competition affects the level and structure of earnings and derive a simple test of whether it lies in the beneficial or harmful range. In the latter case, we also study the regulation or taxation of bonuses and total pay.³⁶

- *Multitasking.* From the multitask literature we borrow and build on the idea that incentivizing easily measurable tasks can jeopardize the provision of effort on less measurable ones (e.g. Holmström and Milgrom 1991, Itoh 1991, Baker et al. 1994, Dewatripont et al. 1999, Fehr and Schmidt

any ex-ante incentive for effort. Armstrong and Vickers (2001) and Rochet and Stole (2002) study price discrimination in private-value models where principals do not directly care about agents' types, but are solely concerned with rent extraction. Vega and Weyl (2012) study product design when consumer heterogeneity is of high dimension relative to firms' choice variables, which allows for both cream-skimming and rent-extraction to occur in equilibrium.

³⁵Allowing nonlinear contracts leads to a weaker result, namely that the first-best cannot be attained.

³⁶Stantcheva (2014) studies optimal income taxation when perfectly competitive firms use work hours to screen for workers' productivity. Welfare can then be higher when agents' types are unknown to employers, as the need to signal talent counteracts the Mirrleesian incentive to underproduce. The contrast in results arises from firms and the state being able to observe labor inputs, whereas in our context only output is observable (were it measurable in Stantcheva's single-task model, screening would yield the first best).

2004). Somewhat surprisingly, the impact of competition on the multitask problem has not attracted much attention –a fortiori not in combination with adverse selection.³⁷ As in earlier work, employers in our model choose (linear or nonlinear) compensation structures aiming to balance incentives, but the desire to extract rents or the need to select the best employees now lead them to offer socially distorted compensation schemes. In relatively competitive labor markets, in particular, a firm raising its performance-based pay exerts a negative externality: it fails to internalize the fact that competitors, in order to retain their own “talent”, will also have to distort their incentive structure and effort allocation, thereby reducing the total surplus generated by their workforce.

Tymula (2012) studies a teamwork problem in which a worker’s output depends on both his own selfish effort and his partner’s helping effort, each augmented by the respective agent’s productivity; unlike here, there is no substitutability between efforts. Both individual and team output are observable, and thus rewarded by employers, which compete under free entry by each offering a single linear contract. The equilibrium is separating and characterized by assortative matching, which prevents low types from free-riding on high ones. To achieve separation, high types are overincentivized on both tasks relative to the first-best, so they work harder not only on their own project but also on helping their teammate. By contrast, we predict underinvestment in the second (less easily measurable) task at high enough levels of competition, even when it can be incentivized.

- *Competition for talent.* The idea that labor market pressure forces firms to alter the structure of contracts they offer to managers is shared with a few other recent papers.³⁸ In Marin and Verdier (2009), international trade integration leads new entrants to compete with incumbents for managerial talent. Unlike in our paper, agents receive no monetary incentives but derive private benefits from delegation, and those rents are non-monotonic with respect to competition. Furthermore, equilibrium changes in organizational design and activities performed tend to be efficient responses to relative factor endowments. In Acharya et al. (2011), firms use two types of incentives: a reward in case of success, and making it hard to resist a takeover –with its ensuing loss of private benefits– in case of failure (“strong governance”). Managers with (observable) high skills are in short supply, so to attract them employers must renounce the threat of takeovers (“weak governance”), whereas firms employing the more abundant low-skill types can still avail themselves of it. In contrast to our model, competition thus weakens certain forms of incentives (dismissal for failure) while strengthening others (reward for success). Most importantly, firms’ governance choices, and therefore also the competitiveness of the labor market, have no allocative impact: they only redistribute a fixed surplus between managers, shareholders and raiders.³⁹

³⁷Acemoglu et al. (2007) show how career concerns can lead workers to engage in excessive signaling to prospective employers, by exerting effort on both a productive task and an unproductive one that makes performance appear better than it really is. Firms could temper career incentives by organizing production according to teamwork, which generates coarser public signals of individual abilities, but the required commitment to team-based compensation fails to be credible when individual performance can still be observed inside the partnership.

³⁸There is also an earlier literature examining the (generally ambiguous) effects of *product market* competition on managerial incentives and slack, whether through information revelation (Holmström 1982, Nalebuff and Stiglitz 1983) or demand elasticities and the level of profits (Schmidt 1997, Raith 2003).

³⁹In Thanassoulis (2013), competition also works by raising managerial rents (there is no ex-ante adverse selection, hence no designing of contracts to attract or retain talent): the disutility of effort increases through an income effect,

More closely related is Bijlsma et al. (2013), who show how competition for talent in an adverse-selection environment can lead to socially excessive incentives for risk taking. Their model has three tiers: traders who make unobservable choices of asset riskiness, banks protected by limited liability competing for their services, and the public, which incurs losses in case of a negative outcome.⁴⁰ This externality on taxpayers creates a potential role for capital-adequacy regulation, but the paper shows that such requirements can actually backfire: when it is mediocre traders who generate the most downside risk, banks will be induced to further screen them out through higher bonus pay, thereby further increasing risk-taking by top traders.⁴¹

- *Intrinsic motivation.* A recent literature incorporates considerations of intrinsic motivation and crowding out (Bénabou and Tirole 2003, 2006) into compensation design and labor-market sorting. Besley and Ghatak (2005, 2006) find conditions under which agents who derive private benefits from working in mission-oriented sectors will match assortatively with such firms, where they receive low pay but exert substantial effort. Focusing on civil-service jobs, Prendergast (2007) shows how it can be optimal to select employees who are either in empathy with their “clients” (teachers, social workers, firefighters) or somewhat hostile to them (police officers, tax or customs inspectors). When the state has imperfect information about agent’s types, however, it is generally not feasible to induce proper self-selection into jobs. Most closely related to our work in this literature is the multitask model of Kosfeld and von Siemens (2011), in which workers differ in their social preferences rather than productivity: some are purely self-interested, others conditional cooperators. Competition among employers leads to agents’ sorting themselves between “selfish jobs”, which involve high bonuses but no cooperation among coworkers and thus attract only selfish types, and “cooperative jobs” characterized by muted incentives and cooperative behavior, which are populated by conditional cooperators. Notably, positive profits emerge despite perfect competition. Because the source of heterogeneity is different from the main one emphasized in our paper, it is not surprising that the issue of excessive incentive pay does not arise in theirs.⁴²

requiring stronger incentives. If deferred compensation is more expensive to provide than short-term bonuses due to managers’ impatience, firms will use more of the latter, resulting in excessively myopic decisions. In Albagli et al. (2014), there is also no adverse selection but the combination of share resale and limited arbitrage distorts current managers’ and shareholders’ incentives away from socially optimal choices.

⁴⁰The paper, like ours, studies the impact of firm competition, albeit in a classical Hotelling model, so that monopoly and oligopoly are the objects of separate analyses (the latter restricted to values of t small enough to ensure full coverage). It also does not consider implications for earnings inequality, nor possible distortions from the regulation of bonuses.

⁴¹Competition for talent also increases risk-taking in Acharya et al. (2012), but through a very different channel –interfering with the process of learning about agents’ abilities. There are no bonuses, so incentives are implicit (career concern) ones. Absent mobility, firms can commit ex-ante to paying everyone the same lifetime wage, thus insuring managers against the risk of being of low ability. With free mobility such insurance is precluded, since managers who stayed in a firm long enough to be revealed as talented would be bid away by competitors. Instead, during the early stages of their careers everyone moves to a different firm in every period so as to delay learning, and in these short-term jobs all managers select excessively risky investments.

⁴²Inderst and Ottaviani (2012) study the interplay of intrinsic motivation with common agency. Informed intermediaries value providing customers with honest advice about their needs (the equivalent of activity A in our model), but also receive commissions from producers for “pushing” their goods. Manufacturer competition is intense (fees are high and profits low, though recommendations not necessarily more distorted) when agents’ intrinsic or reputational motivation is low. The source of welfare losses is here the common-agency problem, rather than screening.

9 Conclusion

This paper has examined how the extent of labor market competition affects the structure of incentives, multitask efforts and outcomes such as short- and long-run profits, earnings inequality and aggregate efficiency. The analysis could be fruitfully extended in several directions.

First, one could analyze increased competition as a reduction in fixed costs and examine whether there is too little or too much entry: our “full-spectrum” variant of Hotelling competition is equally applicable to a circular market. More generally, it could prove useful in other settings, as it allows for a clean separation between intra- and inter-market (or brand) competition and ensures that the market remains covered at all levels of competitiveness between Bertrand and monopoly.

A second extension is to allow for asymmetries between firms or sectors. For instance, task unobservability may be less of a concern for some (e.g., private-equity partnerships) and more for others (large banks), but if they compete for talent the high-powered incentives efficiently offered in the former may spread to the latter, and do damage there. Heterogeneity also raises the question of the self-selection of agents into professions and their matching with firms or sectors, e.g., between finance and science or engineering.

Our analysis has focused on increased competition in the labor market, but similar effects could arise from changes in the product market. One can thus envision settings in which high-skill workers become more valuable as firms compete harder for customers, for instance because the latter become more sensitive to quality. Finally, the upward pressure exerted on pay by competition could also result in agents motivated primarily by monetary gain displacing intrinsically motivated ones within (some) firms, potentially resulting in a different but equally detrimental form of “bonus culture”.

Appendix A: Quadratic-Cost Case

Let the cost function be

$$C(a, b) = a^2/2 + b^2/2 + \gamma ab. \quad (\text{A.1})$$

with $\gamma^2 < 1$, ensuring convexity. The main case of interest is $\gamma > 0$ (efforts are substitutes), but all derivations and formulas hold with $\gamma < 0$ (complements) as well. The first-order conditions for maximizing (1) yield $v = a + \gamma b$, and $y = b + \gamma a$, hence

$$a(y) = \frac{v - \gamma y}{1 - \gamma^2}, \quad b(y) = \frac{y - \gamma v}{1 - \gamma^2}, \quad \text{and} \quad a'(y) = \frac{-\gamma}{1 - \gamma^2}, \quad b'(y) = \frac{1}{1 - \gamma^2}. \quad (\text{A.2})$$

Equations (9)-(10) then lead to

$$y^* = B - \gamma A, \quad (\text{A.3})$$

$$w(y^*) - w(y) = - \int_{y^*}^y w'(z) dz = - \int_{y^*}^y \left(\frac{y^* - z}{1 - \gamma^2} \right) dz = \frac{(y - y^*)^2}{2(1 - \gamma^2)}. \quad (\text{A.4})$$

1. *Monopsony.* Substituting the last two expressions into Proposition 1 yields

$$y_L^m = y^* - (1 - \gamma^2) \frac{q_H}{q_L} \Delta\theta, \quad (\text{A.5})$$

$$L^m = \frac{1}{2} \frac{q_H^2}{q_L} (1 - \gamma^2) (\Delta\theta)^2. \quad (\text{A.6})$$

2. *Perfect competition.* From (A.4) and (20), we get:

$$\frac{1}{2(1 - \gamma^2)} (y_H^c - y^*)^2 = (B - y_H^c) \Delta\theta. \quad (\text{A.7})$$

Let $\nu \equiv y_H^c - y^* = y_H^c - B + \gamma A > 0$ and $\omega \equiv (1 - \gamma^2) \Delta\theta$. Then $Q(\nu) \equiv \nu^2 + 2\omega(\nu - \gamma A) = 0$ and solving this polynomial yields $\nu = -\omega + \sqrt{\omega^2 + 2\omega\gamma A} > 0$, or

$$y_H^c = B - \gamma A - \omega + \sqrt{\omega^2 + 2\omega\gamma A}. \quad (\text{A.8})$$

Note that $y_H^c < B$, since $\omega + \gamma A > \sqrt{\omega^2 + 2\omega\gamma A}$. Using (20), the resulting efficiency loss relative to the social optimum is

$$L^c = q_H [w(y^*) - w(y_H^c)] = (B - y_H^c) q_H \Delta\theta = \left(\gamma A + \omega - \sqrt{\omega^2 + 2\omega\gamma A} \right) q_H \Delta\theta. \quad (\text{A.9})$$

Finally, the least-cost separating allocation is interim efficient if (21) holds, which here becomes

$$\frac{1}{1 - q_L} \geq \sqrt{1 + \frac{2\gamma A}{\omega}}, \quad \text{or equivalently} \quad (\text{A.10})$$

$$\frac{\gamma A}{\omega} \leq \frac{1}{2} \left(\frac{q_L}{q_H} \right)^2 + \frac{q_L}{q_H}. \quad (\text{A.11})$$

3. *Welfare under monopsony versus competition.* Using (A.6) and (A.9), condition (24) becomes:

$$\left(\frac{q_H^2}{2q_L}\right) (1 - \gamma^2) (\Delta\theta)^2 < (B - y_H^c)q_H\Delta\theta \iff \frac{q_H}{2q_L}\omega < \gamma A - \nu \iff \nu < \gamma A - \frac{q_H}{2q_L}\omega.$$

Substituting into the polynomial equation $Q(\nu) \equiv 0$, this is equivalent to:

$$\left(\gamma A - \frac{q_H}{2q_L}\omega\right)^2 > 2\omega \left(\frac{q_H}{2q_L}\omega\right) = \frac{q_H}{q_L}\omega^2,$$

which yields (25). This inequality and the interim efficiency condition (A.11) are simultaneously satisfied if and only if

$$\underline{M}(q_L) \equiv \frac{1 - q_L}{2q_L} + \sqrt{\frac{1 - q_L}{q_L}} < \frac{\gamma}{1 - \gamma^2} \frac{A}{\Delta\theta} \leq \frac{1}{2} \left(\frac{q_L}{1 - q_L}\right)^2 + \frac{q_L}{1 - q_L} \equiv \bar{M}(q_L). \quad (\text{A.12})$$

Note that:

(i) $\underline{M}(q_L) < \bar{M}(q_L)$ if and only if $q_H/q_L < 1$, so for any $q_L > 1/2$, (A.12) defines a nonempty range for $(A/\Delta\theta) [\gamma/(1 - \gamma^2)]$.

(ii) As $q_L \rightarrow 1$, $\underline{M}(q_L) \rightarrow 0$ and $\bar{M}(q_L) \rightarrow +\infty$, so arbitrary values of $(A/\Delta\theta) [\gamma/(1 - \gamma^2)]$ become feasible, including arbitrarily large values of A or arbitrarily low values of $\Delta\theta$. In particular, imposing $\gamma A < B(1 - \gamma^2) - q_H\Delta\theta/q_L$ to ensure $0 < y^* < y_L^m$ is never a problem for q_L large enough.

4. *Imperfect competition.* In Region I, $\hat{y}_H(t)$ is defined as the solution to (B.23) in Appendix B, which here becomes:

$$\begin{aligned} \frac{(y_H - y^*)^2}{2(1 - \gamma^2)} - (B - y_H)\Delta\theta + \frac{t}{q_L\Delta\theta} \frac{(y_H - y^*)}{(1 - \gamma^2)} &= 0 \iff \\ \nu^2 + 2(t/q_L\Delta\theta)\nu - 2\omega(\gamma A - \nu) &= \nu^2 + 2(\omega + t/q_L\Delta\theta)\nu - 2\omega\gamma A = 0, \end{aligned}$$

with the above definitions of ω and $\nu = y_H - y^*$. Solving, we have:

$$\hat{y}_H(t) = B - \gamma A - t/q_L\Delta\theta - \omega + \sqrt{(\omega + t/q_L\Delta\theta)^2 + 2\omega\gamma A}. \quad (\text{A.13})$$

It is easily verified that $\hat{y}_H(0) = y_H^c$ and

$$q_L\Delta\theta \cdot \hat{y}'_H(t) = -1 + \frac{\omega + t/q_L\Delta\theta}{\sqrt{(\omega + t/q_L\Delta\theta)^2 + 2\omega\gamma A}} < 0. \quad (\text{A.14})$$

Moreover, this expression is increasing in t , so $\hat{y}_H(t)$ is decreasing and convex over Region I.

In Region II, $\hat{y}_H(t)$ is defined as the solution to (B.26) in Appendix B, which here becomes:

$$w(y^*) + \theta_L B - \frac{(y_H - y^*)^2}{2(1 - \gamma^2)} + (B - y_H)\Delta\theta - \frac{t}{\Delta\theta} \frac{(y_H - y^*)}{(1 - \gamma^2)} - \bar{U} - t = 0 \iff$$

$$\begin{aligned}
\frac{\nu^2}{2(1-\gamma^2)} + (\nu - \gamma A)\Delta\theta + \frac{t}{\Delta\theta} \frac{\nu}{(1-\gamma^2)} - \theta_L B + \bar{U} + t - w(y^*) &= 0 \iff \\
\nu^2 + 2(\nu - \gamma A)\omega + \frac{2t\nu}{\Delta\theta} + 2(1-\gamma^2) (\bar{U} + t - \theta_L B - w(y^*)) &= 0 \iff \\
\nu^2 + 2\nu(\omega + t/\Delta\theta) - 2\gamma A\omega - 2(1-\gamma^2) (w(y^*) + \theta_L B - \bar{U} - t) &= 0.
\end{aligned}$$

Solving, we have:

$$\hat{y}_H(t) = B - \gamma A - t/\Delta\theta - \omega + \sqrt{(\omega + t/\Delta\theta)^2 + 2[\omega\gamma A + (1-\gamma^2) (w(y^*) + \theta_L B - \bar{U} - t)]}, \quad (\text{A.15})$$

noting that the expression under the square root can also be written as $\omega^2 + (t/\Delta\theta)^2 + 2[\omega\gamma A + (1-\gamma^2) (w(y^*) + \theta_L B - \bar{U})] > 0$. Moreover,

$$\hat{y}'_H(t)(\Delta\theta) = -1 + \frac{1}{\sqrt{1 + 2[\omega\gamma A + (1-\gamma^2) (w(y^*) + \theta_L B - \bar{U} - t)] / (\omega + t/\Delta\theta)^2}} < 0$$

and it is increasing in t , so $\hat{y}_H(t)$ is decreasing and convex over Region II.

In Region III, $\hat{y}_L(t)$ is defined as the solution to (B.30). Denoting $\nu = y_L - y^*$, this now becomes:

$$\begin{aligned}
w(y^*) + \theta_L B - \bar{U} - t + (\gamma A - \nu)\Delta\theta - \frac{tq_L}{q_H\Delta\theta} \frac{\nu}{(1-\gamma^2)} &= 0 \iff \\
(1-\gamma^2) [w(y^*) + \theta_L B - \bar{U} - t + \gamma A\Delta\theta] &= \nu \left(\omega + \frac{tq_L}{q_H\Delta\theta} \right).
\end{aligned}$$

Solving, we have:

$$\hat{y}_L(t) = B - \gamma A - \frac{(1-\gamma^2) [\bar{U} + t - w(y^*) - \theta_L B] - \omega\gamma A}{\omega + tq_L/q_H\Delta\theta}. \quad (\text{A.16})$$

It is easily verified that $\lim_{t \rightarrow +\infty} \hat{y}_L(t) = B - \gamma A - (1-\gamma^2)q_H\Delta\theta/q_L = y_L^m$. Moreover, by (11),

$$\hat{y}'_L(t)(\Delta\theta) = \frac{(q_L/q_H) [\bar{U} - w(y^*) - \theta_L B - \gamma A\Delta\theta] - \omega\Delta\theta}{(\omega + tq_L/q_H\Delta\theta)^2 / (1-\gamma^2)} < 0$$

and this function is increasing in t , implying that $\hat{y}_L(t)$ is convex. ■

Welfare effects of transport costs (claim following Proposition 5). Let $W(t) = w(\hat{y}_H(t)) + q_L w(\hat{y}_L(t)) + B\bar{\theta}$ and $\tilde{W}(t) \equiv W(t) - t/4$. By Proposition 5, $W'(t) > 0$ for all $t < t_2$. We now find conditions ensuring that $\tilde{W}'(t) > 0$ for t small enough. For $t \leq t_1$, $W'(t) = q_H w'(\hat{y}_H(t)) \hat{y}'_H(t)$. With quadratic costs, and using (A.4), (A.8) and (A.14), $q_H w'(y_H^c) \hat{y}'_H(0) = (q_H/q_L) \left(\sqrt{1 + 2\gamma A/\omega} - 1 \right) \left(1 - 1/\sqrt{1 + 2\gamma A/\omega} \right)$, which for small $\Delta\theta$ is equivalent to $(q_H/q_L) \times \sqrt{2\gamma A/\omega}$. As seen from (A.10), interim efficiency requires $q_H \leq (1 + 2\gamma A/\omega)^{-1/2} \approx \sqrt{\omega/2\gamma A}$. Letting $q_H \lesssim \sqrt{\omega/2\gamma A}$ yields $q_H W'(0) \hat{y}'_H(0) \approx 1/q_L > 1/4$, hence the result. ■

Proof of Propositions 12 and 13. The first-order conditions of the first-best, monopsony and competitive problems lead to very similar systems of linear equations,

$$A - \gamma B - y_i^A + \gamma y_i^B - r(1 - \gamma^2) \sigma_A^2 y_i^A = -\tilde{\kappa}(1 - \gamma^2) \Delta\theta^A, \quad (\text{A.17})$$

$$B - \gamma A - y_i^B + \gamma y_i^A - r(1 - \gamma^2) \sigma_B^2 y_i^B = -\tilde{\kappa}(1 - \gamma^2) \Delta\theta^B, \quad (\text{A.18})$$

with the only difference being that $(y_i = y^*, \tilde{\kappa} = 0)$ in the first case, $(y_i = y_L^m, \tilde{\kappa} = q_H/q_L)$ in the second, and $(y_i = y_H^c, \tilde{\kappa} = \kappa^c)$ in the third. For the first-best, setting $\tilde{\kappa} = 0$ yields

$$y^{A*} = \frac{r\sigma_B^2(A - \gamma B) + A}{1 + r(\sigma_A^2 + \sigma_B^2) + (1 - \gamma^2)r^2\sigma_A^2\sigma_B^2} < A, \quad (\text{A.19})$$

and a similar formula for $y^{B*} < B$, obtained by permuting the roles of A and B . The condition $\gamma \leq y^{A*}/y^{B*} \leq 1/\gamma$, which ensures that $a(y^*) \geq 0$ and $b(y^*) \geq 0$, is then equivalent to⁴³

$$\frac{\gamma r \sigma_A^2}{1 + r \sigma_B^2} \leq \frac{A - \gamma B}{B - \gamma A} \leq \frac{1 + r \sigma_A^2}{\gamma r \sigma_B^2}. \quad (\text{A.20})$$

Next, subtracting the first-best solution from (A.17)-(A.18) and denoting $x^\tau \equiv y^\tau - y^{\tau*}$, $\tau = A, B$, yields

$$-[1 + r(1 - \gamma^2)\sigma_A^2]x^A + \gamma x^B = -\tilde{\kappa}(1 - \gamma^2)\Delta\theta^A, \quad (\text{A.21})$$

$$\gamma x^A - [1 + r(1 - \gamma^2)\sigma_B^2]x^B = -\tilde{\kappa}(1 - \gamma^2)\Delta\theta^B, \quad (\text{A.22})$$

from which $\rho = x_H^{B,c}/x_H^{A,c} = x_L^{B,m}/x_L^{A,m}$ is easily obtained. Its comparative statics follow from direct computation. ■

Proof of Proposition 14. (1) It easily seen that $a(y_H^c)/b(y_H^c) < a(y^*)/b(y^*) < a(y_L^m)/b(y_L^m)$ if and only if $y^{B*}/y^{A*} < x_H^{B,c}/x_H^{A,c} = x_L^{B,m}/x_L^{A,m} = \rho$. Using (A.19) and (49), this means:

$$\frac{[1 + r(1 - \gamma^2)\sigma_B^2]\Delta\theta^A + \gamma\Delta\theta^B}{[1 + r(1 - \gamma^2)\sigma_A^2]\Delta\theta^B + \gamma\Delta\theta^A} < \frac{r\sigma_B^2(A - \gamma B) + A}{r\sigma_A^2(B - \gamma A) + B}.$$

This can be rewritten as

$$\begin{aligned} \frac{\Delta\theta^A}{\Delta\theta^B} &< \frac{[1 + r(1 - \gamma^2)\sigma_A^2][r\sigma_B^2(A - \gamma B) + A] - \gamma[r\sigma_A^2(B - \gamma A) + B]}{[1 + r(1 - \gamma^2)\sigma_B^2][r\sigma_A^2(B - \gamma A) + B] - \gamma[r\sigma_B^2(A - \gamma B) + A]} \\ &= \frac{[1 + r(1 - \gamma^2)\sigma_A^2]r\sigma_B^2(A - \gamma B) + A - \gamma B + r\sigma_A^2[A - \gamma B]}{[1 + r(1 - \gamma^2)\sigma_B^2]r\sigma_A^2(B - \gamma A) + B - \gamma A + r\sigma_B^2(B - \gamma A)}, \end{aligned}$$

⁴³An alternative way of ensuring that a remains non-negative (allowing σ_A^2 to become arbitrary large) is of course to incorporate intrinsic motivation $v_a a$ into (40), with $v_a \geq \gamma B$. The model then nests that of Section 2 as a limiting case for $(\sigma_A^2, \sigma_B^2) \rightarrow (+\infty, 0)$. Alternatively, $a < 0$ (say) may be interpreted as nefarious or antisocial activities (stealing coworkers' ideas, devising schemes to deceive customers, et.) that require effort but allow the agent to increase his performance –and bonus earned– in the B dimension.

which simplifies to (50).

(2) We have $a(y_H^c) < a(y^*) < a(y_L^m)$ if and only if $x_H^{A,c} < \gamma x_H^{B,c}$ and $x_L^{A,m} > \gamma x_L^{B,m}$, which given that $x_H^{\tau,c} > 0 > x_L^{\tau,m}$ for $\tau = A, B$, means that $\gamma\rho > 1$. This occurs when

$$\begin{aligned} \gamma [1 + r(1 - \gamma^2)\sigma_A^2] \Delta\theta^B + \gamma^2 \Delta\theta^A &> [1 + r(1 - \gamma^2)\sigma_B^2] \Delta\theta^A + \gamma \Delta\theta^B \iff \\ r(1 - \gamma^2) [\gamma\sigma_A^2 \Delta\theta^B - \sigma_B^2 \Delta\theta^A] &> (1 - \gamma)^2 \Delta\theta^A \iff r [\gamma\sigma_A^2 \Delta\theta^B - \sigma_B^2 \Delta\theta^A] > \Delta\theta^A, \end{aligned}$$

which yields (51). Furthermore, $b(y_H^c) > b(y^*)$ if only if $x_H^B > \gamma x_H^A$, i.e. $\rho > \gamma$, which is implied by $\gamma\rho > 1$. Note, on the other hand, that competition always increases total gross output above the efficient level, $Aa(y^*) + Bb(y^*) < Aa(y_H^c) + Bb(y_H^c)$, if only if $0 < A(x_H^A - \gamma x_H^B) + B(x_H^B - \gamma x_H^A)$, or equivalently (since $x_H^A > 0$) $0 < A(1 - \rho\gamma) + B(\rho - \gamma) = A - \gamma B + \rho(B - \gamma A)$, which always holds. For a monopolist $x_L^A < 0$, so the same condition yields $Aa(y_L^m) + Bb(y_L^m) < Aa(y^*) + Bb(y^*)$. ■

Appendix B: Main Proofs

Proof of Proposition 1. Only the comparative-statics results remains to prove. First, differentiating (13) and (15) with respect to $\Delta\theta$ yields

$$\frac{\partial y_L^m}{\partial \Delta\theta} = \frac{q_H}{q_L} \frac{1}{w_{yy}(y_L^m)} < 0 < q_H \frac{w_y(y_L^m)}{-w_{yy}(y_L^m)} = \frac{\partial L^m}{\partial \Delta\theta}. \quad (\text{B.1})$$

Turning next to A and using (9), we have

$$\frac{\partial y_L^m}{\partial A} = \frac{w_{yA}(y_L^m)}{-w_{yy}(y_L^m)} = \frac{a'(y_L^m)}{-w_{yy}(y_L^m)} < 0 \quad (\text{B.2})$$

$$\begin{aligned} \frac{1}{q_L} \frac{\partial L^m}{\partial A} &= w_A(y^*; A, B) - w_A(y_L^m; A, B) + w_y(y^*; A, B) \frac{\partial y^*}{\partial A} - w_y(y_L^m; A, B) \frac{\partial y_L^m}{\partial A} \\ &= a(y^*) - a(y_L^m) - \frac{q_H}{q_L} \Delta\theta \frac{\partial y_L^m}{\partial A}, \end{aligned} \quad (\text{B.3})$$

showing clearly the two opposing effects discussed in the text, and which exactly cancel out in the quadratic-cost case (see (A.5)). Similarly, for B :

$$\frac{\partial y_L^m}{\partial B} = \frac{w_{yB}(y_L^m)}{-w_{yy}(y_L^m)} = \frac{b'(y_L^m)}{-w_{yy}(y_L^m)} > 0 \quad (\text{B.4})$$

$$\begin{aligned} \frac{1}{q_L} \frac{\partial L^m}{\partial B} &= w_B(y^*; A, B) - w_B(y_L^m; A, B) + w_y(y^*; A, B) \frac{\partial y^*}{\partial B} - w_y(y_L^m; A, B) \frac{\partial y_L^m}{\partial B} \\ &= b(y^*) - b(y_L^m) - \frac{q_H}{q_L} \Delta\theta \frac{\partial y_L^m}{\partial B}. \quad \blacksquare \end{aligned} \quad (\text{B.5})$$

Proof of Lemma 1. Denote U_L^c and U_H^c the two types' utilities in the LCS allocation, and recall that the former takes the same value as under symmetric information.

Claim 1 *The LCS allocation is interim efficient if and only if it solves the following program:*

$$(\mathcal{P}) : \max_{(U_L, U_H, y_H, y_L)} \{U_H\}, \text{ subject to:}$$

$$U_L \geq U_L^c = w(y^*) + \theta_L B \quad (\text{B.6})$$

$$U_L \geq U_H - y_H \Delta \theta \quad (\text{B.7})$$

$$U_H \geq U_L + y_L \Delta \theta \quad (\text{B.8})$$

$$0 \leq \sum_{i=H,L} q_i [w(y_i) + B\theta_i - U_i], \quad (\text{B.9})$$

Proof. Conditions (B.7) and (B.8) are the incentive constraints for types L and H respectively, and condition (B.9) the employers' interim break-even constraint. Now, note that:

(i) If the LCS allocation does not achieve the optimum, interim efficiency clearly fails.

(ii) If the LCS allocation solves (\mathcal{P}) , there can clearly be no incentive-compatible Pareto improvement in which $U_H > U_H^c$, but neither can there be one in which $U_H = U_H^c$ and $U_L > U_L^c$. Otherwise, note first that one could without loss of generality take such an allocation, to satisfy $y_H \geq y^*$; otherwise, replacing y_H by y^* while keeping U_H and U_L unchanged strictly increases profits, so the LCS allocation remains (even more) dominated. Starting from such an allocation with $y_H \geq y^*$, let us now reduce U_L by some small $\eta > 0$ and increase U_H by some small ε , while also increasing y_H by $(\varepsilon + \eta) / \Delta \theta$ to leave (B.6) unchanged (while (B.7) is only strengthened). This results in extra profits of $q_H [w'(y_H) (\varepsilon + \eta) \Delta \theta - \varepsilon] + q_L \eta$, which is positive as long as

$$\eta > \frac{q_H [1 - w'(y_H) \Delta \theta] \varepsilon}{q_L + q_H w'(y_H) \Delta \theta}.$$

Both types and the firm are now strictly better off than in the LCS allocation, contradicting the fact that it is a solution to (\mathcal{P}) . ■

To study interim efficiency and prove Lemma 1, let us therefore analyze the solution(s) to (\mathcal{P}) . First, condition (B.9) must be binding, otherwise U_L and U_H could be increased by the same small amount without violating the other constraints. Second, (B.7) must also be binding, otherwise solving (\mathcal{P}) without that constraint and with (B.9) as an equality leads to $y_L = y^* = y_H$, $U_L = U_L^c$ and $U_H = w(y^*) + B\theta_H$; thus $U_H - U_L = B\Delta \theta$, violating (B.7). Third, (B.8) now reduces to $y_H \geq y_L$. Two cases can then arise:

(i) If (B.6) is binding, the triple (U_L, U_H, y_H) is uniquely given by the same three equality constraints as the LCS allocation, and thus coincides with it.

(ii) If (B.6) is not binding, the solution to (\mathcal{P}) is the same as when that constraint is dropped. Substituting (B.7) into (B.9), and both being equalities, we have $U_H = \sum q_i [w(y_i) + B\theta_i] + q_L y_H \Delta \theta$, so (\mathcal{P}) reduces to

$$\max_{y_H, y_L} \{q_H [w(y_H) + (q_L \Delta \theta / q_H) y_H] + q_L w(y_L) \mid y_H \geq y_L\}. \quad (\text{B.10})$$

For all $x \geq 0$, define the function $\tilde{y}(x) \equiv \arg \max_y \{w(y) + xy\}$ and let $\bar{x} \equiv -w'(B)$. On the interval $[0, \bar{x}]$ the function \tilde{y} is given by $w'(\tilde{y}(x)) = -x$, so it is strictly increasing up to $\tilde{y}(\bar{x}) = B$, while

for $x > \bar{x}$, $\tilde{y}(x) \geq B$. Furthermore, it is clear that $\tilde{y}(x) \geq y^*$ with equality only at $x = 0$, so the pair $(y_H = \tilde{y}(q_L \Delta \theta / q_H), y_L = y^*)$ is the solution to (B.10). It is then indeed the case that (B.6) is non-binding, $U_L^c = w(y^*) + B\theta_L < U_H - y_H \Delta \theta = U_L$, if and only if

$$w(y^*) + B\theta_L < q_H [w(y_H) + B\theta_H] + q_L [w(y^*) + B\theta_L] - q_H y_H \Delta \theta,$$

with $y_H = \tilde{y}(q_L \Delta \theta / q_H)$. Equivalently, $H(q_L \Delta \theta / q_H) > 0$, where

$$H(x) \equiv w(\tilde{y}(x)) - w(y^*) + [B - \tilde{y}(x)] \Delta \theta. \quad (\text{B.11})$$

Note that $H(0) > 0$ and $H(x) < 0$ for $x \geq \bar{x}$, while on $[0, \bar{x}]$ we have $H'(x) = [w'(\tilde{y}(x)) - \Delta \theta] \tilde{y}'(x) = (q_L/q_H - 1) \Delta \theta \tilde{y}'(x) = -(\Delta \theta/q_H) \tilde{y}'(x)$. Therefore, there exists a unique $\tilde{x} \in (0, \bar{x})$ such that (B.6) is non-binding – and the solution to (\mathcal{P}) thus differs from the LCS allocation – if and only if $\Delta \theta q_L / q_H < \tilde{x}$. Equivalently, the LCS allocation is the unique solution to (\mathcal{P}) , and therefore interim efficient, if and only if $q_L / (1 - q_L) \geq \tilde{x} / \Delta \theta \equiv \tilde{q}_L / (1 - \tilde{q}_L)$, hence the result. For small $\Delta \theta$ it is easily verified from $H(\tilde{x}) \equiv 0$ and $w'(\tilde{y}(x)) = -x$ (implying $\tilde{y}'(x) = -1/w''(\tilde{y}(x))$) that $-\tilde{x}^2/w''(y^*) \approx 2(B - y^*) \Delta \theta$, so that $\tilde{q}_L \approx 1 - \chi \sqrt{\Delta \theta}$, where $1/\chi \equiv \sqrt{-2w''(y^*)(y^* - B)}$. ■

Proof of Proposition 2. To complete the proof of Results (1) and (2), it just remains to show that: (a) If the LCS allocation is interim efficient, it is a competitive equilibrium; (b) It is then the unique one. We shall also prove here that: (c) If the LCS allocation is not interim efficient, there exists no competitive equilibrium in pure strategies.

Claim 2 *In any competitive equilibrium, the utilities (U_L, U_H) must satisfy*

$$U_L \geq U_L^c = U_L^{SI} \equiv w(y^*) + \theta_L B, \quad (\text{B.12})$$

$$U_H \geq U_H^c \equiv w(y_H^c) + \theta_H B, \quad (\text{B.13})$$

Proof. If $U_L < U_L^c$, a firm could offer the single contract $(y = y^*, z = z_L^c - \varepsilon)$ for ε small, attracting and making a profit ε on type θ_L (perhaps also attracting the more profitable type θ_H). Similarly, if $U_H < U_H^c$, it could offer the incentive-compatible menu $\{(y^*, z_L^c - \varepsilon), (y_H^c, z_H^c - \varepsilon)\}$ thereby attracting and making a profit ε on type θ_H (perhaps also attracting and making zero profit on type θ_L). ■

Claim 3 *If an allocation Pareto dominates (in the interim-efficiency sense) the least-cost separating one, it must involve a cross-subsidy from high to low types, meaning that*

$$w(y_H) + B\theta_H - U_H > 0 > w(y_L) + B\theta_L - U_L, \quad (\text{B.14})$$

Proof. If $U_L \leq w(y_L) + \theta_L B$, then $U_L \geq U_L^c$ requires that $y_L = y^*$ and $U_L = w(y_L) + \theta_L B = U_L^c$. Incentive-compatibility and Pareto-dominance then imply that $U_L + y_H \Delta \theta \geq U_H > U_H^c = U_L + y_H^c \Delta \theta$, hence $y_H > y_H^c$. This, in turn, leads to $w(y_H) + \theta_H B - U_H < w(y_H^c) + \theta_H B - U_H = U_H^c - U_H < 0$, violating the break-even condition. Therefore, it must be that $w(y_L) + B\theta_L - U_L <$

0, meaning that low types get more than the total surplus they generate. For the employer to break even, it must be that high types get strictly less, $w(y_H) + B\theta_H - U_H > 0$. ■

We are now ready to establish the properties (a)-(c) listed above, and thereby complete the proof of Results (1) and (2) in Proposition 2.

(a) Suppose that the LCS allocation, defined by (16)-(20), is offered by all firms. Could another one come in and offer a different set of contracts, leading to new utilities (U_L, U_H) and a strictly positive profit? First, note that we can without loss of generality assume that $U_L \geq U_L^c$: if $U_L < U_L^c$ and U_H is indeed selected (with positive probability) by type H , then (U_L^c, U_H) is incentive-compatible. By offering U_L^c to L types (via their symmetric-information allocation), the deviating firm does not alter its profitability. Second, if $U_H < U_H^c$, the deviating employer does not attract type H ; since it cannot make money on type L while providing $U_L \geq U_L^c$, the deviation is not profitable. Finally, suppose that $U_L \geq U_L^c$ and $U_H \geq U_H^c$. If at least one inequality is strict, then interim efficiency of the LCS allocation implies that the deviating firm loses money. If both are equalities, let us specify (for instance) that both types workers, being indifferent, do not select the deviating firm.

(b) By (B.12)-(B.13), in any equilibrium both types must be no worse off than in the LCS allocation, and similarly for the firm, which must make non-negative profits. If any of these inequalities is strict there is Pareto dominance, so when the LCS allocation is interim efficient, they must all be equalities, giving the LCS allocation as the unique solution.

(c) Suppose now that LCS allocation is not interim efficient. The contract that solves (\mathcal{P}) is then such that $y_H = \tilde{y}(x), y_L = y^*, U_L > U_L^c$ (equation (B.6) is not binding) and $U_H > U_H^c$ (since the LCS does not solve (\mathcal{P})). A firm can then offer a contract with the same y_H and y_L but reducing both U_H and U_L by the same small amount, resulting in positive profits; the LCS allocation is thus not an equilibrium. Suppose now that some other allocation, with utilities U_L and U_H , is an equilibrium. As seen in (b), it would have to Pareto-dominate the LCS allocation, which by Claim 3 implies:

$$\begin{aligned} U_L &\geq U_H - y_H \Delta\theta, \\ w(y_H) + B\theta_H - U_H &> 0. \end{aligned}$$

Consider now a deviating employer offering a single contract, aimed at the high type: $y'_H = y_H + \varepsilon$ and $U'_H = U_H + (\varepsilon\Delta\theta)/2 < w(y'_H) + B\theta_H$. The low type does not take it up, as it would yield $U'_L = U_L - (\varepsilon\Delta\theta)/2$. The high type clearly does, leading to a positive profit for the deviator. ||

The only part of Proposition 2 remaining to prove are the comparative static results. Differentiating (20) and (22) with respect to $\Delta\theta$ yields

$$\frac{\partial y_H^c}{\partial \Delta\theta} = \frac{B - y_H^c}{\Delta\theta - w_y(y_H^c; A, B)} > 0, \quad \frac{\partial L^c}{\partial \Delta\theta} = -q_H w_y(y_H^m; A, B) \frac{\partial y_H^c}{\partial \Delta\theta} > 0. \quad (\text{B.15})$$

Turning next to A ,

$$\begin{aligned}
-\Delta\theta \frac{\partial y_H^c}{\partial A} &= w_A(y^*; A, B) - w_A(y_H^c; A, B) + w_y(y^*; A, B) \frac{\partial y^*}{\partial A} - w_y(y_H^c; A, B) \frac{\partial y_H^c}{\partial A} \\
&= a(y^*) - a(y_H^c) - w_y(y_H^c; A, B) \frac{\partial y_H^c}{\partial A} \Rightarrow \\
\frac{\partial y_H^c}{\partial A} &= \frac{a(y_H^c) - a(y^*)}{\Delta\theta - w_y(y_H^c; A, B)} < 0 < -q_H \Delta\theta \frac{\partial y_H^c}{\partial A} = \frac{\partial L^c}{\partial A}.
\end{aligned} \tag{B.16}$$

Again there is a direct and an indirect effect of A on L^c , but now the direct one always dominates. For B , in contrast, the ambiguity remains:

$$\begin{aligned}
\Delta\theta - \Delta\theta \frac{\partial y_H^c}{\partial B} &= w_B(y^*; A, B) - w_B(y_H^c; A, B) + w_y(y^*; A, B) \frac{\partial y^*}{\partial B} - w_y(y_H^c; A, B) \frac{\partial y_H^c}{\partial B} \\
&= b(y^*) - b(y_H^c) - w_y(y_H^c; A, B) \frac{\partial y_H^c}{\partial B} \Rightarrow
\end{aligned} \tag{B.17}$$

$$\frac{\partial y_H^c}{\partial B} = \frac{\Delta\theta + b(y_H^c) - b(y^*)}{\Delta\theta - w_y(y_H^c; A, B)} > 0, \tag{B.18}$$

$$\frac{1}{q_H \Delta\theta} \frac{\partial L^c}{\partial B} = 1 - \frac{\partial y_H^c}{\partial B} = \frac{-w_y(y_H^c; A, B) - b(y_H^c) + b(y^*)}{\Delta\theta - w_y(y_H^c; A, B)}. \tag{B.19}$$

In the quadratic case, L^c is independent of B and the last term thus equal to zero; see (A.9). ■

Proof of Proposition 4. We solve for the symmetric equilibrium under the assumption that market shares are always interior, and thus given by (29). In Appendix D we verify that individual deviations to corner solutions (one firm grabbing the whole market for some worker type, or on the contrary dropping them altogether) can indeed be excluded.

To characterize the symmetric solution to (30)-(33), we distinguish three regions.

Region I. Suppose first that the low type's individual rationality constraint is not binding, $U_L > \bar{U}$, so that $\nu = 0$.

Lemma 3 *If $\nu = 0$, then $\mu_H = 0 \leq \mu_L$ and $y_L = y^* \leq y_H$.*

Proof. (i) If $\mu_H = \mu_L = 0$, then $y_H = y_L = y^*$ by (36)-(37), so (31)-(32) imply that $U_H - U_L = y^* \Delta\theta$. Next, from (34)-(35) we have $\pi_H - \pi_L = t - \pi_L = 0$, whereas $\pi_H - \pi_L \equiv B \Delta\theta - (U_H - U_L) = (B - y^*) \Delta\theta > 0$, a contradiction.

(ii) If $\mu_H > 0 = \mu_L$ condition (37) implies $w'(y_L) > 0$, hence $y_L < y^*$, and condition (36) $y_H = y^*$. Moreover, (34)-(35) and $\mu_H > \mu_L$ require that $\pi_H < t < \pi_L$. However,

$$\pi_H - \pi_L = w(y^*) - w(y_L) + (B - y_L) \Delta\theta > 0,$$

a contradiction. We are thus left with $\mu_H = 0 < \mu_L$, which implies $y_L = y^* < y_H$ by (36)-(37). ■

Let us now derive and characterize y_H as a function of t . We can rewrite (36) as

$$t q_H w'(y_H) = -\mu_L \Delta\theta = -q_L (\pi_L - t) \Delta\theta. \tag{B.20}$$

Summing (34)-(35) and recalling that $\pi_i \equiv w(y_i) + \theta_i B - U_i$ yields

$$\begin{aligned}
U_L + t &= q_H [w(y_H) + \theta_H B - (U_H - U_L)] + q_L [w(y^*) + \theta_L B] \\
&= q_H [w(y_H) + \theta_H B - y_H \Delta\theta] + q_L [w(y^*) + \theta_L B],
\end{aligned} \tag{B.21}$$

where the second equality reflects the fact that (32) is an equality, since $\mu_L > 0$. Therefore:

$$\begin{aligned}
\pi_L - t &= w(y^*) + \theta_L B - U_L - t \\
&= w(y^*) + \theta_L B - q_L [w(y^*) + \theta_L B] - q_H [w(y_H) + \theta_H B - y_H \Delta\theta] \\
&= q_H [w(y^*) - w(y_H) - (B - y_H) \Delta\theta]
\end{aligned} \tag{B.22}$$

Substituting into (B.20) yields

$$\Phi(y_H; t) \equiv w(y_H) - w(y^*) + (B - y_H) \Delta\theta + \frac{tw'(y_H)}{q_L \Delta\theta} = 0. \tag{B.23}$$

The following lemma characterizes the equilibrium value of y_H over Region I, denoted $\hat{y}_H^I(t)$.

Lemma 4 *For any $t \geq 0$ there exists a unique $\hat{y}_H^I(t) \in (y^*, B)$ to (B.23). It is strictly decreasing in t , starting from the perfectly competitive value $\hat{y}_H^I(0) = y_H^c$.*

Proof. The function $\Phi(y; t)$ is strictly decreasing in y on $[y^*, B)$, with $\Phi(y^*) > 0 > \Phi(B)$, hence existence and uniqueness. Strict monotonicity then follows from the fact that Φ is strictly decreasing in t , while setting $t = 0$ in (B.23) shows that $\hat{y}_H^I(0)$ must equal y_H^c , defined in (20) as the unique solution to $w(y^*) - w(y_H^c) = (B - y_H^c) \Delta\theta$. It only remains to verify that the solution $\hat{y}_H^I(t)$ is consistent with the initial assumption that $\nu = 0$, or equivalently $U_L > \bar{U}$. By (B.21), we have for all y_H

$$\begin{aligned}
U_L + t &= q_H [w(y_H) + \theta_H B - y_H \Delta\theta] + q_L [w(y^*) + \theta_L B] \\
&= w(y^*) + \theta_L B + q_H [(B - y_H) \Delta\theta + w(y_H) - w(y^*)]. \blacksquare
\end{aligned}$$

For $y_H = \hat{y}_H^I(t)$, the corresponding value of U_L is strictly above \bar{U} if and only if $\Psi(t) > \bar{U} + t$, where we define for all t :

$$\Psi(t) \equiv w(y^*) + \theta_L B + q_H [(B - \hat{y}_H^I(t)) \Delta\theta - w(y^*) + w(\hat{y}_H^I(t))]. \tag{B.24}$$

Lemma 5 *There exists a unique $t_1 > 0$ such that $\Psi(t) \geq \bar{U} + t$ if and only if $t \leq t_1$. On $[0, t_1]$, the low type's utility U_L is strictly decreasing in t , reaching \bar{U} at t_1 .*

Proof. At $t = 0$ the bracketed term is zero by definition of $\hat{y}_H^I(0) = y_H^c$, so $\Psi(0) = w(y^*) + \theta_L B > \bar{U}$ by (14), which stated that a monopsonist hires both types, and $\lim_{t \rightarrow +\infty} [\Psi(t) - \bar{U} - t] = -\infty$, there exists at least one solution to $\Psi(t) = \bar{U} + t$. To show that it is unique and the monotonicity of U_L , we establish that, $\Psi'(t) < 1$ for all $t > 0$. From (B.23) and (B.24), this means that

$$\begin{aligned}
q_H [\Delta\theta - w'(\hat{y}_H)] \left(\frac{-w'(\hat{y}_H)/q_L\Delta\theta}{\Delta\theta - w'(\hat{y}_H) - tw''(\hat{y}_H)/q_L\Delta\theta} \right) &< 1 \iff \\
q_H [\Delta\theta - w'(\hat{y}_H)] (-w'(\hat{y}_H)/q_L\Delta\theta) &< \Delta\theta - w'(\hat{y}_H) - tw''(\hat{y}_H)/q_L\Delta\theta \iff \\
q_H [\Delta\theta - w'(\hat{y}_H)] (-w'(\hat{y}_H)) &< q_L\Delta\theta [\Delta\theta - w'(\hat{y}_H)] - tw''(\hat{y}_H) \iff \\
tw''(\hat{y}_H) &< [\Delta\theta - w'(\hat{y}_H)] [q_H w'(\hat{y}_H) + q_L\Delta\theta]
\end{aligned}$$

where we abbreviated $\hat{y}_H^I(t)$ as \hat{y}_H . In the last expression, the first bracketed term is always non-negative, whereas in the second one $y^* < \hat{y}_H < \hat{y}_H^c$ implies that $q_H w'(\hat{y}_H) + q_L\Delta\theta > q_H w'(\hat{y}_H^c) + q_L\Delta\theta > 0$, by (21). ■

In summary, Region I consists of the interval $[0, t_1]$, where t_1 is uniquely defined by $\Psi(t_1) = t_1 + \bar{U}$. Over that interval, $y_L = y^*$ while $y_H = \hat{y}_H^I(t)$ is strictly decreasing in t , and therefore so is the high type's relative rent, $U_H - U_L = \hat{y}_H^I(t)\Delta\theta$. The low type's utility level U_L need not be declining, but its starts at a positive value and reaches \bar{U} exactly at t_1 .

For $t \geq t_1$, the constraint $U_L \geq \bar{U}$ is binding. Recalling that $\mu_H\mu_L$ must always equal zero, we distinguish two subregions, depending on whether $\mu_H = 0$ (Region II) or $\mu_L = 0$ (Region III), and show that these are two intervals, respectively $[t_1, t_2]$ and $[t_2, +\infty)$, with $t_1 < t_2$. Thus, inside Region II the low type's incentive constraint is binding but not the high type's ($\mu_L > 0 = \mu_H$ for $t \in (t_1, t_2)$), whereas inside Region 2 it is the reverse ($\mu_H > 0 = \mu_L$ for $t > t_2$).

Region II. Consider first the values of t where $\mu_H = 0 < \mu_L$. As before, this implies that $y_L = y^* < y_H$ and $U_H - U_L = y_H\Delta\theta$, or $U_H = \bar{U} + y_H\Delta\theta$ since $U_L = \bar{U}$. Therefore:

$$\mu_L = q_H(\pi_H - t) = q_H [w(y_H) + \theta_H B - U_H - t] = q_H [w(y_H) + \theta_H B - y_H\Delta\theta - \bar{U} - t]. \quad (\text{B.25})$$

Substituting into condition (36), the latter becomes

$$\Gamma(y_H; t) \equiv w(y_H) + \theta_H B - y_H\Delta\theta - \bar{U} - t + \frac{tw'(y_H)}{\Delta\theta} = 0. \quad (\text{B.26})$$

On the interval $[y^*, B)$, the function $\Gamma(y; t)$ is strictly decreasing in y_H and t , with

$$\begin{aligned}
\Gamma(\hat{y}_H^I(t); t) &\equiv w(\hat{y}_H(t)) + \theta_H B - \hat{y}_H^I(t)\Delta\theta + \frac{tw'(\hat{y}_H^I(t))}{\Delta\theta} - \bar{U} - t \\
&= w(y^*) + \theta_L B + \left(1 - \frac{1}{q_L}\right) \frac{tw'(y_H^I(t_1))}{\Delta\theta} - \bar{U} - t \\
&= w(y^*) + B\theta_L - t \left(1 + \frac{q_H w'(y_H)}{q_L \Delta\theta}\right) - \bar{U}.
\end{aligned} \quad (\text{B.27})$$

At $t = t_1$, substituting (B.23) into (B.24) yields $\Gamma(\hat{y}_H^I(t_1); t_1) = 0$. Furthermore, as t rises above t_1 , $\hat{y}_H^I(t)$ decreases, so $w'(\hat{y}_H^I(t))$ increases. Since

$$q_L\Delta\theta + q_H w'(\hat{y}_H(t)) > q_L\Delta\theta + q_H w'(\hat{y}_H(0)) = q_L\Delta\theta + q_H w'(y_H^c) > 0$$

by (21), $t [q_L \Delta\theta + q_H w'(\hat{y}_H^I(t))]$ is also increasing in t , implying that $\Gamma(\hat{y}_H^I(t); t)$ is decreasing in t and therefore negative over $(t_1, +\infty)$. Next, observe that $\Gamma(y^*; t) = w(y^*) + \theta_H(B - y^*) + \theta_L y^* - \bar{U} - t$. Define therefore

$$t_2 \equiv w(y^*) + \theta_H(B - y^*) + \theta_L y^* - \bar{U}, \quad (\text{B.28})$$

and note that

$$\begin{aligned} t_1 &= w(y^*) + \theta_L B + q_H [(B - \hat{y}_H^I(t_1)) \Delta\theta - w(y^*) + w(\hat{y}_H^I(t_1))] - \bar{U} \\ &< w(y^*) + \theta_L B + q_H (B - \hat{y}_H^I(t_1)) \Delta\theta - \bar{U} \\ &< w(y^*) + \theta_L B + 1 \cdot (B - y^*) \Delta\theta - \bar{U} = t_2. \end{aligned}$$

Lemma 6 *For all $t \in [t_1, t_2]$, there exists a unique $\hat{y}_H^{II}(t) \in [y^*, \hat{y}_H^I(t_1)]$ such that $\Gamma(\hat{y}_H^{II}(t); t) = 0$. Furthermore, $\hat{y}_H^{II}(t)$ is strictly decreasing in t , starting at $\hat{y}_H^{II}(t_1) = \hat{y}_H^I(t_1)$ and reaching y^* at $t = t_2$. For all $t > t_2$, $\Gamma(y_H; t) < 0$ over all $y_H \geq y^*$.*

Proof. For $t \in [t_1, t_2]$ we have shown that $\Gamma(\hat{y}_H^I(t_1); t) \leq 0 \leq \Gamma(y^*; t)$, with the first equality strict except at t_1 and the second one strict except at t_2 . Since $\Gamma(y; t)$ is strictly decreasing in y and t , the results follow. The fact that $\hat{y}_H^{II}(t) < \hat{y}_H^I(t)$ on $(t_1, t_2]$ also means that if there is a kink between the two curves at t_1 it is a convex one, as shown in Figure III. And indeed, differentiating (B.23) and (B.26), we have $-(\hat{y}_H^I)'(t_1) < -(\hat{y}_H^{II})'(t_1)$ if and only if

$$-\frac{-w'}{q_L \Delta\theta (\Delta\theta - w') - t w''} < \frac{\Delta\theta - w'}{\Delta\theta (\Delta\theta - w') - t w''} \iff \frac{-t w''}{\Delta\theta - w'} > -(q_H w' + q_L \Delta\theta).$$

with all derivatives evaluated at $\hat{y}_H^I(t_1) = \hat{y}_H^{II}(t_1)$. Since $y^* < \hat{y}_H^I(t_1) < y_H^c$ the term on the left is positive and that on the right negative. ■

As to t_2 , note that it is the only point where $\mu_H = 0 = \mu_L$ (the only intersection of Regions II and III). Indeed, this requires $y_H = y^* = y_L$ by (36)-(37) and condition (37) together with $U_L = \bar{U}$ then implies that $t = \pi_L = w(y^*) + \theta_L B - y^* \Delta\theta_L - \bar{U} = t_2$.

Region II thus consists of the interval $[t_1, t_2]$. Over that interval, $y_L = y^*$ while $y_H = \hat{y}_H^{II}(t)$ is strictly decreasing in t , and therefore so is the high type's utility, $U_H = \bar{U} + y_H^*(t) \Delta\theta$, while the low type's utility remains fixed at $U_L = \bar{U}$.

Putting together Regions I and II, we shall define:

$$\hat{y}_H(t) = \begin{cases} \hat{y}_H^I(t) & \text{for } t \in [0, t_1] \\ \hat{y}_H^{II}(t) & \text{for } t \in [t_1, t_2] \end{cases}. \quad (\text{B.29})$$

Region III. Inside this region, namely for $t > t_2$, we have $U_L = \bar{U}$ but now $\mu_H > \mu_L = 0$. This implies that $y_H = y^* > y_L$ by (36)-(37) and $U_H = \bar{U} + y_L \Delta\theta$ by (31). Furthermore,

$$\mu_H = q_H (t - \pi_H) = q_H [t + \bar{U} + y_L \Delta\theta - w(y^*) - \theta_H B]$$

Substituting into condition (37), the latter becomes

$$\Lambda(y_L; t) \equiv q_H [w(y^*) + \theta_H B - y_L \Delta\theta - \bar{U} - t] + \frac{t q_L w'(y_L)}{\Delta\theta} = 0. \quad (\text{B.30})$$

On the interval $[0, y^*]$, the function $\Lambda(y; t)$ is strictly decreasing in y_L , with

$$\Lambda(y^*; t) = q_H [w(y^*) + \theta_H B - y^* \Delta\theta - \bar{U} - t] = q_H (t_2 - t) < 0.$$

Recall now that the monopsony price y_L^m is uniquely defined by $w'(y_L^m) = (q_H/q_L) \Delta\theta$. Therefore:

$$\Lambda(y_L^m; t) = q_H [w(y^*) + \theta_L B - \bar{U} + (B - y_L^m \Delta)\theta] > 0.$$

Lemma 7 For all $t \geq t_2$ there exists a unique $\hat{y}_L(t)$ such that $\Lambda(\hat{y}_L(t); t) = 0$, and $y_L^m < \hat{y}_L(t) \leq y^*$, with equality at $t = t_2$. Furthermore, $\hat{y}_L(t)$ is strictly decreasing in t and $\lim_{t \rightarrow +\infty} \hat{y}_L(t) = y_L^m$.

Proof. Existence and uniqueness have been established. Next, $\partial\Lambda(y; t)/\partial t = q_L w'(y)/\Delta\theta - 1$. At $y = \hat{y}_L(t)$, this equals $1/t$ times

$$-q_H [w(y^*) + \theta_H B - y_L \Delta\theta - \bar{U} - t] - t = -q_L t - q_H [w(y^*) + \theta_H B - \bar{U} - y_L \Delta\theta] < 0,$$

so the function $\hat{y}_L(t)$ is strictly decreasing in t . Taking limits in (B.30) as $t \rightarrow +\infty$, finally, yields as the unique solution $\lim_{t \rightarrow +\infty} \hat{y}_L(t) = y_L^m$. ■

Proof of Proposition 6. The fact that $\partial U_L/\partial t < 0$ over Region I was shown in Lemma 5. To show the last result, note that over Region III, we have

$$\begin{aligned} 2\Pi &= q_H [w(y^*) + \theta_H B - \hat{y}_L \Delta\theta] + q_L [w(\hat{y}_L) + \theta_L B] - \bar{U} \Rightarrow \\ \frac{1}{q_L} \frac{\partial \Pi}{\partial \hat{y}_L} &= w'(\hat{y}_L) - \frac{q_H}{q_L} \Delta\theta > w'(y_L^m) - \frac{q_H}{q_L} \Delta\theta = 0, \end{aligned}$$

so profits fall as t declines, as was shown to be the case over Regions I and II. ■

Proof of Proposition 7. Consider first total pay. Since $z_i = U_i - u(y_i) - \theta_i y_i$, we can write $Y_i = U_i + b(y_i) y_i - u(y_i)$, for $i = H, L$. As t declines, U_i and y_i increase (at least weakly) and therefore so does Y_i , since $u'(y) = b$. Furthermore,

$$Y_H - Y_L = U_H - U_L + b(y_H) y_H - u(y_H) + u(y_L) - b(y_L) y_L.$$

Over Regions I and II this becomes $[\Delta\theta + b(y_H)] y_H - u(y_H)$ plus a constant term, with $y_H = \hat{y}_H(t)$; the result then follow from $u'(y) = b$. Over Region III, $Y_H - Y_L = [\Delta\theta - b(y_L)] y_L + u(y_L)$ plus a constant term, with $y_L = \hat{y}_L(t)$; therefore, $\partial(Y_H - Y_L)/\partial t < 0$ if and only if $b'(y_L) y_L < \Delta\theta$, which need not hold in general. With quadratic costs, $b'(y_L) = 1/(1 - \gamma^2)$ so it holds on $[t_2, +\infty)$ if and only if $y^* = B - \gamma A < (1 - \gamma^2) \Delta\theta$. Turning now to performance-based pay, we have

$$\frac{\partial([b(y_H) + \theta_H] y_H - [b(y_L) + \theta_L] y_L)}{\partial t} = [b(y_H) + \theta_H + y_H b'(y_H)] \frac{\partial y_H}{\partial t} - [b(y_L) + \theta_L + y_L b'(y_L)] \frac{\partial y_L}{\partial t}.$$

In Regions I and II the first term is negative and the second zero; in Region III it is the reverse.

Turning finally to fixed wages, $z_H - z_L = U_H - U_L - \theta_H y_H + \theta_L y_L - u(y_H) + u(y_L)$. In Regions I and II, $z_H - z_L = -\theta_L(y_H - y^*) - u(y_H) + u(y^*)$ is decreasing in y_H , hence increasing in t . In Region III, $z_H - z_L = (y_L - y^*)\theta_H - u(y^*) + u(y_L)$, so the opposite holds. ■

Proof of Proposition 9. For any $\bar{y} \in [0, y_H^c)$, let $\bar{y}^* \equiv \min\{y^*, \bar{y}\}$. A firm can always offer low types their constrained symmetric-information allocation $y_L = \bar{y}^*, \zeta_L = 0$ and $w(\bar{y}^*) + B\theta_L \equiv \bar{U}_L^{SI}$, so in equilibrium they must receive at least that much. Consider therefore the relaxed program (from which high types' incentive-compatibility constraint has been omitted):

$$(\mathcal{P}^r) : \max_{\{(U_i, 0 \leq y_i \leq \bar{y}, 0 \leq \zeta_i)\}_{i=H,L}} \{U_H\}, \quad \text{subject to:}$$

$$U_L \geq \bar{U}_L^{SI} \quad (\nu) \quad (\text{B.31})$$

$$U_L \geq U_H - y_H \Delta \theta - \zeta_H \Delta \lambda \quad (\mu_L) \quad (\text{B.32})$$

$$0 \leq \sum_{i=H,L} q_i [w(y_i) + B\theta_i - (1 - \lambda_i)\zeta_i - U_i], \quad (\xi) \quad (\text{B.33})$$

The first-order conditions in U_H and U_L are respectively $1 - \mu_L - q_H \xi = 0$ and $\mu_L + \nu - q_L \xi = 0$; thus $\xi = 1 + \nu > 0$, (B.33) so that must bind, and $\mu_L = q_L(1 + \nu) - \nu$. The first-order conditions in y_H and ζ_H then take the form

$$(1 + \nu) [q_L \Delta \theta + q_H w'(y_H)] - \nu \Delta \theta \geq 0, \quad \text{with equality unless } y_H = \bar{y}, \quad (\text{B.34})$$

$$(1 + \nu) [q_L \Delta \lambda - q_H(1 - \lambda_H)] - \nu \Delta \lambda \leq 0, \quad \text{with equality unless } \zeta_H = 0. \quad (\text{B.35})$$

• *Case 1.* Suppose that (39) does not hold: $q_L \Delta \lambda \leq q_H(1 - \lambda_H)$. If this is strict, or if it is an equality and $\nu > 0$, (B.35) requires that $\zeta_H = 0$. In the (measure-zero) case where it is an equality and $\nu = 0$, the firm is indifferent and we shall break the indifference by assuming that it still does not use the inefficient currency. Replacing $\zeta_H = 0$ into (B.32) and the binding (B.33), we obtain

$$\begin{aligned} U_L &\geq q_H [w(y_H) + B\theta_H] + q_L [w(\bar{y}^*) + B\theta_L] - q_H y_H \Delta \theta \Rightarrow \\ U_L - \bar{U}_L^{SI} &\geq q_H [w(y_H) + (B - y_H)\Delta \theta - w(\bar{y}^*)]. \end{aligned} \quad (\text{B.36})$$

Let us first show that $y_H = \bar{y}$. Otherwise, (B.34) implies that $\nu/(1 + \nu) = q_L + q_H w'(y_H)/\Delta \theta > 0$ (by (21)), so $U_L = \bar{U}_L^{SI}$; meanwhile, $\mu_L \geq 0$ requires $\nu/(1 + \nu) \leq q_L$, so $y_H \geq y^*$. But then $\bar{y}^* = y^*$ and in (B.36) the right-hand side is strictly positive (as $y_H \in (y^*, y_H^c)$), contradicting $U_L = \bar{U}_L^{SI}$.

Next, with $y_H = \bar{y}$, the right-hand side of (B.36) equals $q_H(B - \bar{y})\Delta \theta$ if $\bar{y} \leq y^*$ and $q_H[w(\bar{y}) + (B - \bar{y})\Delta \theta - w(y^*)]$ if $y^* < \bar{y}$. Thus in both cases $U_L > \bar{U}_L^{SI}$, implying $\nu = 0$ and $\mu_L > 0$. From (B.34) it follows that (B.32) and (B.36) are equalities, with $y_H = \bar{y}$; the latter shows that low types receive a cross-subsidy which increases as \bar{y} declines to y^* , then remains constant. This allocation is the one described in Proposition 9-(1), and since $U_H - U_L = \bar{y}\Delta \theta \geq y^*\Delta \theta$, it satisfies the (omitted) high type's incentive constraint. It is separating for $\bar{y} > y^*$ and pooling for $\bar{y} \leq y^*$, since $(y_H, \zeta_H) = (y_L, \zeta_L) = (\bar{y}, 0)$ and $U_H - U_L = \bar{y}\Delta \theta$, implying $z_H = z_L$. As it solves the relaxed problem it is interim efficient and therefore (by standard arguments) the unique equilibrium. Finally, $U_H = w(\bar{y}) + B\theta_H$ and $U_L = w(\bar{y}^*) - \bar{y}\Delta \theta + B\theta_L$ both increase as \bar{y} declines to y^* .

• *Case 2.* When (39) holds, (B.31) must bind, otherwise $\nu = 0$ and (B.35) fails. From (B.32) and the binding (B.33) we have $U_H = w(y_H) + B\theta_H - (1 - \lambda_H)\zeta_H \leq \bar{U}_L^{SI} + y_H\Delta\theta + \zeta_H\Delta\lambda$, so

$$(1 - \lambda_L)\zeta_H \geq (B - y_H)\Delta\theta + w(y_H) - w(\bar{y}^*) > 0 \quad (\text{B.37})$$

since $y_H \leq \bar{y} < y_H^c$. With $\zeta_H > 0$, (B.35) must be an equality, which yields $\nu/(1 + \nu) = q_L - q_H(1 - \lambda_H)/\Delta\lambda > 0$ and $\mu_L/(1 + \nu) = q_L - \nu/(1 + \nu) > 0$. Thus (B.32) is binding, (B.37) holds with equality, and the left-hand side of (B.34) becomes $(1 + \nu)q_H [w'(y_H) + (1 - \lambda_H)\Delta\theta/\Delta\lambda] > 0$, by (38); therefore $y_H = \bar{y}$. By (B.37), $\zeta_H = [(B - \bar{y})\Delta\theta + w(\bar{y}) - w(\bar{y}^*)]/(1 - \lambda_L)$ is then strictly increasing as \bar{y} decreases from y_H^c to 0. Since $U_H - U_L = \bar{y}\Delta\theta + \zeta_H\Delta\lambda > y_L\Delta\theta$, the high type's omitted incentive constraint is also satisfied. The solution to the relaxed program thus coincides with the constrained-LCS allocation described in Proposition 9-(2), which is thus interim efficient and therefore, the unique equilibrium.

Finally, consider how welfare varies with \bar{y} . Profits always equal zero and low types always receive \bar{U}_L^{SI} , which is increasing in \bar{y} below y , then constant. As to high types, they achieve

$$\bar{U}_H = w(\bar{y}) + B\theta_H - \left(\frac{1 - \lambda_H}{1 - \lambda_L}\right) [(B - \bar{y})\Delta\theta + w(\bar{y}) - w(\bar{y}^*)]. \quad (\text{B.38})$$

The right-hand side is strictly concave in \bar{y} on $[y^*, y_H^c]$ and decreasing below y_H^c , by (38). Therefore, \bar{U}_H is strictly increasing in \bar{y} and maximized at y_H^c , where the constraint ceases to bind. ■

Proof of Proposition 10. Let us define z and y as *net* compensations. In particular, y is still the effective power of the incentive scheme. Profit on type $i = H, L$ under contract (y, z) is then

$$\Pi_i = Aa(y) + B[\theta_i + b(y)] - \frac{z + y[\theta_i + b(y)]}{1 - \tau}, \quad (\text{B.39})$$

while the expression for U_i is unchanged. Furthermore,

$$\begin{aligned} U_i + (1 - \tau)\Pi_i &= (1 - \tau)[Aa(y) + B(\theta_i + b(y))] - [C(a(y), b(y)) - va(y)] \\ &\equiv \hat{w}(y) + (1 - \tau)B\theta_i. \end{aligned} \quad (\text{B.40})$$

Let $y^*(\tau) \leq y^*$ be the bilaterally efficient power of incentives: $y^*(\tau) = \arg \max\{\hat{w}(y)\}$. The LCS equilibrium has $y_L = y^*(\tau)$ and y_H given by $\hat{w}(y^*(\tau)) - \hat{w}(y_H) = \Delta\theta [(1 - \tau)B - y_H]$. Welfare W is equal to $q_H w(y_H) + q_L w(y_L) + B\bar{\theta}$, and so

$$\frac{dW}{d\tau} \Big|_{\tau=0} = q_L w'(y_L) \frac{dy^*}{d\tau} + q_H w'(y_H) \frac{dy_H}{d\tau} = q_H w'(y_H) \frac{dy_H}{d\tau}. \quad (\text{B.41})$$

Finally, for small τ ,

$$\begin{aligned} \hat{w}'(y_H) &= w'(y_H) - \tau \frac{d}{dy_H} [Aa(y_H) + Bb(y_H)] = w'(y_H) + o(\tau) \Rightarrow \\ \frac{dW}{d\tau} \Big|_{\tau=0} &= -\frac{B\Delta\theta}{\Delta\theta - w'(y_H)} q_H w'(y_H) > 0. \quad \blacksquare \end{aligned} \quad (\text{B.42})$$

Lemma 8 *The first-best solution defined by (42) satisfies $y^{A*} < A$ and $y^{B*} < B$.*

Proof. The first-order conditions (42) take the form

$$\begin{aligned} (A - y^{A*})(\partial a/\partial y^{A*}) + (B - y^{B*})(\partial b/\partial y^A) &= ry^{A*}\sigma_A^2, \\ (A - y^{A*})(\partial a/\partial y^{B*}) + (B - y^{B*})(\partial b/\partial y^B) &= ry^{B*}\sigma_B^2, \end{aligned}$$

with all derivatives evaluated at (y^{A*}, y^{B*}) . Let $D \equiv (\partial a/\partial y^A)(\partial b/\partial y^B) - (\partial a/\partial y^B)(\partial b/\partial y^A)$, which is easily seen to equal $1/[C_{aa}C_{bb} - (C_{ab})^2] > 0$ (this holds for any (y^A, y^B)). We then have

$$\begin{aligned} A - y^{A*} &= \frac{1}{D} [(\partial b/\partial y^B)(ry^{A*}\sigma_A^2/2) - (\partial b/\partial y^A)(ry^{B*}\sigma_B^2/2)] > 0, \\ B - y^{B*} &= \frac{1}{D} [(\partial a/\partial y^A)(ry^{B*}\sigma_B^2/2) - (\partial a/\partial y^B)(ry^{A*}\sigma_A^2/2)] > 0. \blacksquare \end{aligned}$$

Proof of Lemma 2. The LCS allocation is interim efficient iff it solves the relaxed program

$$\begin{aligned} &\max_{\{(U_i, y_i)\}_{i=H,L}} \{U_H\}, \text{ subject to} \\ &U_L \geq U_H - y_H^A \Delta\theta^A - y_H^B \Delta\theta^B, \\ &\sum_{i=H,L} q_i [w(y_i) + D_i - U_i] \geq 0, \\ &U_L \geq U_L^{SI}. \end{aligned}$$

The solution to this program must satisfy $y_L = y^*$. If the LCS allocation is not interim efficient, the solution must be such that $U_L > U_L^{SI}$, implying $\nu = 0$. Using the zero-profit condition, substituting U_L , using the incentive-compatibility condition and taking derivatives yields:

$$\frac{1}{\Delta\theta^A} \frac{\partial w(y_H)}{\partial y_H^A} = \frac{1}{\Delta\theta^B} \frac{\partial w(y_H)}{\partial y_H^B} = -\frac{q_L}{q_H}. \quad (\text{B.43})$$

Letting σ denote the ‘‘subsidy’’ from the H - to the L -type, the above program can be rewritten as:

$$\begin{aligned} (\mathcal{P}^r) : &\max\{U_H\}, \text{ subject to} \\ &U_H \leq w(y_H) + D_H - \frac{q_L}{q_H}\sigma \\ &U_L^{SI} + \sigma \geq U_H - y_H \cdot \Delta\theta \\ &\sigma \geq 0 \end{aligned}$$

where $y_H \cdot \Delta\theta$ denotes the scalar product of $y_H \equiv (y_H^A, y_H^B)$ and $\Delta\theta \equiv (\Delta\theta^A, \Delta\theta^B)$. Note first that the first two constraints must both be binding. Indeed, denoting λ_i the Lagrange multiplier on the i -th constraint, the first-order conditions are $1 - \lambda_1 - \lambda_2 = 0$ for U_H , $\lambda_1 \nabla w(y_H) + \lambda_2 \Delta\theta = 0$ for y_H and $\lambda_3 - \lambda_1 q_L/q_H + \lambda_2 = 0$ for σ . The first two clearly exclude $\lambda_1 = 0$. If $\lambda_2 = 0$, then $y_H = y^*$ and $\lambda_3 > 0$, implying $\sigma = 0$; but then the second constraint becomes $w(y^*) + D_L = U_L^{SI} \geq w(y^*) + D_H - y^* \cdot \Delta\theta$, hence $0 \geq D_H - D_L - y^* \cdot \Delta\theta = (A - y_A^*)\Delta\theta^A + (B - y_B^*)\Delta\theta^B$, a contradiction of Lemma 8.

Next, eliminating σ from the binding constraints shows that y_H solves $\max\{w(y_H) + \ell\Delta\theta \cdot y_H\}$,

where $\ell \equiv q_L/q_H \in (0, \infty)$ is the likelihood ratio. Consider any two such ratios ℓ and $\hat{\ell}$ and the corresponding optima y_H and \hat{y}_H for this last program; if $\hat{\ell} > \ell$, then

$$\begin{aligned} w(y_H) &\geq w(\hat{y}_H) + \ell \Delta\theta \cdot (\hat{y}_H - y_H), \\ w(\hat{y}_H) &\geq w(y_H) + \hat{\ell} \Delta\theta \cdot (y_H - \hat{y}_H). \end{aligned}$$

Adding up these inequalities yields $\Delta\theta \cdot (\hat{y}_H - y_H) \geq 0$, which in turn implies that $w(y_H) \geq w(\hat{y}_H)$. Observe now from (45) that the LCS allocation corresponds to an interior solution to $\max\{w(y_H) + \kappa^c \Delta\theta \cdot y_H\}$. Consider now any $\ell > \kappa^c$ and the corresponding solution y_H . We have $w(y_H) \leq w(y_H^c)$ and so $w(y_H) + D_H - \ell\sigma \leq w(y_H^c) + D_H = U_H^c$, with strict inequality if $\sigma > 0$. This last case is impossible, however, since type H 's utility from the relaxed program cannot be lower than U_H^c . Therefore, $\sigma = 0$ and $y_H = y_H^c$: the LCS allocation is interim efficient.

Conversely, let $\ell < \kappa^c$; we then have (as a row-vector equality)

$$\frac{\partial}{\partial y_H} [w(y_H) + \ell \Delta\theta \cdot y_H]_{y_H=y_H^c} = (\ell - \kappa^c) \Delta\theta,$$

with $\Delta\theta^A \geq 0$ and $\Delta\theta^B > 0$. Since y_H maximizes (each component of) the expression in brackets, it must be that $y_H^A \leq y_H^{Ac}$ and $y_H^B < y_H^{Bc}$, hence $\Delta\theta \cdot (y_H^c - y_H) > 0$. By the same properties shown above, it follows that $w(y_H) > w(y_H^c)$. If $\sigma = 0$, the two binding constraints in (\mathcal{P}^r) then imply

$$\begin{aligned} U_H &= U_L^{SI} + y_H \cdot \Delta\theta < U_L^{SI} + y_H^c \cdot \Delta\theta = U_H^c, \\ U_H &= w(y_H) + D_H > w(y_H^c) + D_H = U_H^c, \end{aligned}$$

another contradiction. Therefore σ must be positive after all, and interim efficiency fails. ■

REFERENCES

- Acemoglu, D., Kremer, M. and A. Mian (2007) "Incentives in Markets, Firms and Governments," *The Journal of Law, Economics, and Organization*, 24(2), 273-306.
- Acharya, V., Gabarro, M., and P. Volpin (2012) "Competition for Managerial Talent, Corporate Governance and Incentive Compensation," CEPR W.P. 8936.
- Acharya, V., Pagano, P. and P. Volpin (2012) "Seeking Alpha: Excess Risk Taking and Competition for Managerial Talent," NYU mimeo, May.
- Akerlof, G. and Kranton, R. (2005) "Identity and the Economics of Organizations," *Journal of Economic Perspectives*, 19(1), 9-32.
- Albagli, E., Hellwig, C. and A. Tsyvinski (2014) "Risk-Taking, Rent-Seeking, and Investment When Financial Markets are Noisy", USC mimeo, May.
- Armstrong, M. and J. Vickers (2001) "Competitive Price Discrimination", *Rand Journal of Economics*, 32(4), 579-605.
- Baker, G., R. Gibbons and K. J. Murphy (1994) "Subjective Performance Measures in Optimal Incentive Contracts", *Quarterly Journal of Economics*, 109, 1125-56.
- Bandiera, O., Barankay, I. and I. Rasul (2007) "Incentives for Managers and Inequality among Workers: Evidence from a Firm-Level Experiment", *Quarterly Journal of Economics*, 122, 729-773.
- Bannier, C., Feess, E. and Packham, N. (2013) "Incentive Schemes, Private Information and the Double-Edged Role of Competition for Agents," Frankfurt University mimeo, January.
- Bartling, B., Fehr, E. and K. Schmidt (2012) "Screening, Competition and Job Design", *American Economic Review*, forthcoming.
- Baumol, W.J. (1990): "Entrepreneurship: Productive, Unproductive, and Destructive," *Journal of Political Economy*, 98, 893-921.
- Bebchuk, L. and J. Fried (2004) *Pay without Performance: The Unfulfilled Promise of Executive Compensation*. Cambridge: Harvard University Press, 2004.
- Bell, B. and J. Van Reenen (2013) "Bankers and Their Bonuses, " CEPR Occasional Paper 35, February.
- Bénabou, R., and J. Tirole (2003), "Intrinsic and Extrinsic Motivation," *Review of Economic Studies*, 70, 489-520.
- Bénabou, R., and J. Tirole (2006), "Incentives and Prosocial Behavior," *American Economic Review*, 96(5), 1652-1678.
- Bertrand, M. and S. Mullainathan (2001) "Are CEOs Rewarded for Luck? The Ones without Principals Are", *Quarterly Journal of Economics*, 116, 901-932.
- Besley, T., and M. Ghatak (2005) "Competition and Incentives with Motivated Agents," *American Economic Review*, 95(3), 616-636.
- Besley, T., and M. Ghatak (2006) "Sorting with Motivated Agents: Implications for School Competition and Teacher Incentives," *Journal of the European Economics Association*, 4, 404-414.
- Besley, T. and M. Ghatak (2011) "Taxation and Regulation of Bonus Pay", mimeo, LSE.
- Bijlsma, M., Boone, J. and G. Zwart (2013) "Competition for Traders and Risk", mimeo, Tilburg

University.

Bloom, N. and J. Van Reenen (2010) ‘Human Resource Management and Productivity,’ LSE-CEP Discussion Paper No 982, May.

Bolton, P. (2013) “The Good Banker,” Columbia University mimeo, November.

Bolton, P., Scheinkman, J. and W. Xiong (2006) “Executive Compensation and Short-Termist Behaviour in Speculative Markets,” *Review of Economic Studies*, 73, 577-610.

Brekke, K. A., and K. Nyborg (2008) “Attracting Responsible Employees: Green Production as Labor Market Screening,” *Resource and Energy Economics*, 39, 509-526.

Célérier, C. and B. Vallée (2014) “Are Bankers Worth Their Pay? Evidence From a Talent Measure,” University of Zurich mimeo.

Chassagnon, A. and P.A. Chiappori (1997) “Insurance under Moral Hazard and Adverse Selection: the Case of Pure Competition, DELTA mimeo, March.

Crocker, K. and A. Snow (1985) “The Efficiency of Competitive Equilibria in Insurance Markets with Asymmetric Information”, *Journal of Public Economics*, 26, 207-219.

Cuñat, V. and M. Guadalupe (2009) “Executive Compensation and Competition in the Banking and Financial Sectors,” *Journal of Banking and Finance*, 33, 439-474.

Cuñat, V. and M. Guadalupe (2009) “Globalization and the Provision of Incentives inside the Firm: The Effect of Foreign Competition,” *Journal of Labor Economics*, 27(2), 179-212.

Dyck, A., Morse, A. and L. Zingales (2013) “How Pervasive is Corporate Fraud?”, University of Chicago, mimeo, February.

Desai, M. (2012) “The Incentive Bubble,” *Harvard Business Review*, 90(3), 124-132,

Dewatripont, M., Jewitt, I. and J. Tirole (1999a) “The Economics of Career Concerns, Part 1: Comparing Information Structures”, *Review of Economic Studies*, 66, 183-198.

Edmans, A. Gabaix, X. and A. Landier (2009) “A Multiplicative Model of Optimal CEO Incentives in Market Equilibrium,” *The Review of Financial Studies*, 22(12), 4881-4917.

Fabbri, F. and D. Marin (2012) “What explains the Rise in CEO Pay in Germany? A Panel Data Analysis for 1977-2009”, CESifo W.P. 3757.

Fahlenbrach, R. and R. Stulz (2011) “Bank CEO Incentives and the Credit Crisis,” *Journal of Financial Economics*, 99(1), 11-26.

Fang, F. Steen, G. and A. Casadevall (2012) “Misconduct Accounts for the Majority of Retracted Scientific Publications,” *Proceedings of the National Academy of Sciences*, (109), October 16, 17028–17033.

Fehr, E. and K. Schmidt (2004) “Fairness and Incentives in a Multi-Task Principal-Agent Model,” *Scandinavian Journal of Economics*, 106, 453-474.

Fernandes, N. Ferreira, M., Matos, P. and K. Murphy (2012) “Are US CEOs Paid More? New International Evidence,” *Review of Financial Studies*, 26(2): 323-367.

Frydman, C. (2007) “Rising Through the Ranks: The Evolution of the Market for Corporate Executives, 1936-2003,” MIT mimeo, September.

Frydman, C. and D. Jenter (2010) “CEO Compensation,” *Annual Review of Financial Economics*, 2(1), 75-102.

- Frydman, C. and R. E. Saks (2010) “Executive Compensation: A New View from a Long-Term Perspective, 1936-2005,” *Review of Financial Studies*, 23, 2099-2138.
- Gabaix, X. and A. Landier (2008) “Why has CEO Pay Increased So Much?,” *Quarterly Journal of Economics*, 123: 49-100.
- Gawande, A. (2009) “The Cost Comundrum: What a Texas Town Can Teach Us About Health Care,” *The New Yorker*, June 1.
- Guadalupe, M. (2007) “Product Market Competition, Returns to Skill, and Wage Inequality,” *Journal of Labor Economics*, 25(3), 439-474.
- Guerrieri, V., Shimer, R. and R. Wright (2010) “Adverse Selection in Competitive Search Equilibrium”, *Econometrica*, 78, 1823-1862.
- Hermalin, B. (2005) “Trends in Corporate Governance,” *The Journal of Finance*, 60(5), 2351–2384.
- Holmström B. (1982) “Moral Hazard in Teams,” *The Bell Journal of Economics*, 13(2), 324-340.
- Holmström B., and P. Milgrom (1991) “Multi-Task Principal-Agent Analyzes: Incentive Contracts, Asset Ownership, and Job Design,” *Journal of Law, Economics and Organization*, 7, 24-52.
- Inderst, R. and M. Ottaviani (2012) “Competition through Commissions and Kickbacks,” *American Economic Review*, 102(2), 780-809.
- Itoh, H. (1991) “Incentives to Help in Multi-Agent Situations”, *Econometrica*, 59, 611-636.
- Kaplan, S. and J. Rauh (2010) “Wall Street and Main Street: What Contributes to the Rise in the Highest Incomes?”, *Review of Financial Studies*, 23, 1004-1050.
- Karuna, C. (2007) “Industry Product Market Competition and Managerial Incentives,” *Journal of Accounting and Economics*, 43, 275-297.
- Kosfeld, M. and F. von Siemens (2011) “Competition, Cooperation and Corporate Culture”, *Rand Journal of Economics*, 42, 23-43.
- Labaton Sucharow (2012) *Wall Street, Fleet Street and Main Street: Corporate Integrity at a Crossroads*. Web link.
- Labaton Sucharow (2013) *Wall Street in Crisis: A Perfect Storm Looming*. U.S. Financial Services Industry Survey, July 2013. Web link.
- Laffont, J.J., and J. Tirole (1986), “Using Cost Observation to Regulate Firms,” *Journal of Political Economy*, 94, 614-641.
- Lazear, E. (2000) “Performance Pay and Productivity,” *American Economic Review*, 90(5), 1346-1361.
- Lemieux, T., MacLeod, B. and D. Parent (2009) “Performance Pay and Wage Inequality,” *Quarterly Journal of Economics*, 104 (1), 1-49.
- Lo, D. Ghosh, M. and F. Lafontaine (2011) “The Incentive and Selection Roles of Sales Force Compensation Contracts,” *Journal of Marketing Research*, 48, 781-798.
- Marin, D. and T. Verdier (2009) “Globalization and the Empowerment of Talent”, *Journal of International Economics*, 86, 209-223.
- Maskin, E., and J. Tirole (1992), “The Principal-Agent Relationship with an Informed Principal, II: Common Values,” *Econometrica*, 60(1), 1-42.

- Moen, E. and Rosen, A. (2005) "Performance Pay and Adverse Selection," *Scandinavian Journal of Economics* 107(2), 279–298.
- Netzer, N. and F. Scheuer (2010) "Competitive Markets without Commitment," *Journal of Political Economy*, 118,(6), 1079-1109
- Philippon, T. and A. Reshef (2012) "Wages and Human Capital in the U.S. Financial Industry: 1909-2006", *Quarterly Journal of Economics*, 127: 1551-1609.
- Piketty, T., Saez, E. and S. Stancheva (2014) "Optimal Taxation of Top Labor Incomes: A Tale of Three Elasticities," *American Economic Journal: Economic Policy*, 6(1): 230-271.
- Prendergast, C. (1992) "Career Development and Specific Human Capital Collection," *Journal of the Japanese and International Economies*, 6, 207-227.
- Prendergast, C. (2007) "The Motivation and Bias of Bureaucrats," *American Economic Review*, 97(1), 180–196.
- Raith, M. (2003) "Competition, Risk, and Managerial Incentives," *American Economic Review*, 93(4), 1425–1436.
- Ramalingam, A. and M. Rauh (2010) "The Firm as a Socialization Device," *Management Science*, 56(12), 2191-2206.
- Rochet, J.C. and L. Stole (2002) "Nonlinear Pricing with Random Participation," *Review of Economic Studies*, 69, 1, 277-311.
- Rosen, S. (1981) "The Economics of Superstars", *American Economic Review*, 71: 845-858.
- Rothschild, M., and J. Stiglitz (1976) "Equilibrium in Competitive Insurance Markets: An Essay on the Economics of Imperfect Information," *Quarterly Journal of Economics*, 90(4), 629–649.
- Salz Review (2013) *An Independent Review of Barclays' Business Practices*. Web link.
- Stancheva, S. (2014) "Optimal Income Taxation with Adverse Selection in the Labor Market", *Review of Economic Studies*, forthcoming.
- Schmidt, K. (1997) "Managerial Incentives and Product Market Competition," *Review of Economic Studies*, 64(2), 191-213.
- Shearer, B. (2004) "Piece Rates, Fixed Wages and Incentives: Evidence from a Field Experiment," *Review of Economic Studies*, 71, 513-534.
- Steen, G. (2010) "Retractions in the Scientific Literature: Is the Incidence of Research Fraud Increasing?", *Journal of Medical Ethics*, doi:10.1136/jme.2010.04092
- Stewart, J. (1994) "The Welfare Implications of Moral Hazard and Adverse Selection in Competitive Insurance Markets, *Economic Inquiry*, 32(2), 193-208.
- Thanassoulis, J. (2013) "Industry Structure, Executive Pay and Short-Termism," *Management Science*, 59, 402-419.
- Tymula, A. (2012) "Competitive Screening of Heterogeneous Labor Force and Corporate Teamwork Attitude," NYU mimeo, April.
- Van Norden, R. (2011) "The Trouble with Retractions," *Nature*, 478(6), October, 26-28.
- Veiga, A. and G. Weyl (2012) "Multidimensional Product Design," University of Chicago mimeo.
- Villas-Boas, M. and U. Schmidt-Mohr (1999) "Oligopoly with Asymmetric Information: Differentiation in Credit Markets," *The RAND Journal of Economics*, 30(3), 375-396.